

City of Woodward & Woodward Municipal Authority

FY BUDGET
2021-2022



MAYOR
Steve Bogdahn

AT LARGE
COMMISSIONER
Steve Bogdahn

CITY MANAGER
Alan Riffel

WARD 1
Sandi Liles

WARD 2
John Brown

WARD 3
John Meinders

WARD 4
Tom Fisher

RECEIVED



JUL 02 2021

State Auditor
and Inspector

Woodward

**CITY OF WOODWARD
FY 2021-2022
ANNUAL BUDGET**

<u>TABLE OF CONTENTS</u>	<u>SECTION</u>
BUDGET MESSAGE	1
MUNICIPAL BUDGET ACT	2
BUDGET RESOLUTIONS	3
ORGANIZATIONAL CHART	4
BUDGET SUMMARIES	5
FUND LISTING	6
11-GENERAL	
13-HOTEL MOTEL TAX	
15-WMA LIMITED PURPOSE SALES TAX	
16-RESTRICTED REVENUE-CAPITAL IMPROVEMENT	
30-GRANTS	
33-AIRPORT	
74-DEBT SERVICE	
75-MUNICIPAL AUTHORITY	
76-CEMETERY CARE	
94-CEMETERY PERPETUAL CARE	
99-CAPITAL PROJECT FUND	



**BUDGET MESSAGE
2021-2022**



CITY OF WOODWARD

722 MAIN STREET | WOODWARD, OK 73801 | TEL: 580.256.2280



May 20, 2021

To: Honorable Mayor and City Commissioners
Chairman and Trustees of the Woodward Municipal Authority

Budget Message Fiscal Year 2022

The combined budgets for all municipal funds are presented in summary and detail for the coming fiscal year within the accompanying pages for your consideration. This message is required by law to provide a brief explanation of the budget and any major changes from the previous year.

The City of Woodward, the Woodward Municipal Authority, and all related component entities and departments are authorized to budget revenues and expenditures under the Municipal Budget Act, Title 11 O. S. 1979, Section 17-201 through 17-206, as may be revised. Accordingly, publishing the budget summary, proper notice, and the scheduled public hearing meet the statutory requirements. A copy of the Act is included for your reference.

As expected, the global Covid-19 pandemic wreaked havoc on our local economy this past year, and recovery from the multiple negative effects suffered will be a slow process. Because of the prolonged forced isolation due to CDC guidelines, retail shopping patterns have clearly changed. This is reflected in the increasing level of Use Tax revenues contrasted to declining Sales Tax receipts.

Because this coming year is predicted to be one of increased economic activity, we have not budgeted a continued decline in tax revenues, nor any increase in those numbers, but a flat projection. It is, however, necessary to increase utility rates across the board as we see significant cost increases in goods of any types, but particularly in manufactured products required to be used by our various Public Works departments. Supply chains for many materials are so backed up that delays are stretching out longer and longer.

Couple those factors with increased landfill fees that were implemented in January, and it is easy to recognize that the City cannot perpetually subsidize service costs. Even with the rates for utilities increased by the five percent recommended, Woodward will remain at the low end of the rate scale in comparison to similar Oklahoma cities.

To file a program discrimination complaint, complete the USDA Program Discrimination Complaint Form, AD-30027, found online at http://www.ascr.usda.gov/complaint_filing_cust.html and at any USDA office, or write a letter addressed to USDA and provide in the letter all of the information requested in the form. To request a copy of the complaint form, call (866) 632-9992. Submit your completed complaint form or letter to USDA by mail at U.S. Department of Agriculture, Office of the Assistant Secretary for Civil Rights, 1400 Independence Avenue, SW., Washington, D.C. 20250-9410, by fax (202) 6907442 or email at program.intake@usda.gov. For TTD or TTY options, please dial 711.

The ten percent furlough of employees continues for the sixth year. At this point, it is actually the "new normal" schedule for non-emergency personnel. To expect an economic rebound of the magnitude required to restore 40-hour workweeks is unreasonable for well into the future. As capital needs continue to press our resources, it will require the combined tax revenues to climb back to the \$13M level to consider eliminating the furlough.

Although no new major projects were anticipated this past year, an opportunity to potentially impact industrial development for Woodward occurred as a \$2M federal E.D.A. grant was awarded for improvements to our large commercial property west of town. Weatherford ALS Systems vacated the building a couple of years ago and eliminated many good jobs. That federal support drove the decision to set aside the necessary projects funds and invest in the improvements that can lead to hundreds of new jobs.



New methods of procuring products have been explored, such as the effort to replace our aging fleet of vehicles. Rather than purchase a few outright each year and bear all maintenance costs that occur as they are owned for as long as Woodward has traditionally done. This year we propose to lease 15 vehicles to initiate a program whereby we could replace our entire fleet every four years. The number was kept minimal during the first year to evaluate the program overall. Of course, it does not apply to heavy equipment or large trucks.

As always, a tremendous amount of work has gone into the preparation of this document. I greatly appreciate the efforts of the City's staff in the process.

Respectfully submitted,



Alan Riffel
City Manager



**MUNICIPAL
BUDGET ACT
2021-2022**



Municipal Budget Act

§11-17-201. Short title.

This act may be cited as the "Municipal Budget Act".

Laws 1979, c. 111, § 1. 0

§11-17-202. Purpose of act.

The purpose of this act is to provide an alternate budget procedure for municipal governments which will:

1. Establish standard and sound fiscal procedures for the adoption and administration of budgets;
2. Make available to the public and investors sufficient information as to the financial conditions, requirements and expectations of the municipal government; and
3. Assist municipal governments to improve and implement generally accepted standards of finance management.

Laws 1979, c. 111, § 2.

§11-17-203. Application of act.

This act shall apply to any incorporated city or town which, by resolution of the governing body, opts to come under and comply with all its provisions and requirements. Once a municipality has selected the Municipal Budget Act to govern its budget procedures, the provisions of this act shall take precedence over any other state laws applicable to municipal budgets, except as may be provided otherwise in this act, and supersede any conflicting laws. Any action of a municipal governing body to implement, rescind or repeal the application of the Municipal Budget Act shall be effective as of the beginning or end of a budget year pursuant to this act.

Laws 1979, c. 111, § 3.

§11-17-203.1. Budget format.

A municipality that opts to prepare its budget pursuant to the Municipal Budget Act may select a budget format based on funds and departments or, in the alternative, it may select a format based on purpose. A purpose-based budget shall be subject to all other requirements of the Municipal Budget Act, except those requirements specifically related to budgeting by fund or as provided in Sections 4 and 5 of this act.

Added by Laws 2006, c. 314, § 1, eff. July 1, 2006.

§11-17-204. Definitions.

As used in this act, except as provided in Section 4 of this act:

1. "Account" means an entity for recording specific revenues or expenditures, or for grouping related or similar classes of revenues and expenditures and recording them within a fund or department;

2. "Appropriated fund balance" means any fund balance appropriated for a fund for the budget year;
3. "Appropriation" means an authorization to expend or encumber revenues and fund balance of a fund;
4. "Budget" means a plan of financial operations for a fiscal year, including an estimate of proposed expenditures for given purposes and the proposed means for financing them;
5. "Budget summary" means a tabular listing of revenues by source and expenditures by fund and by department within each fund for the budget year;
6. "Budget year" means the fiscal year for which a budget is prepared or being prepared;
7. "Chief executive officer" means the mayor of an aldermanic city or a strong-mayor-council city, the mayor of a town, or the city manager or chief administrative officer as it may be defined by applicable law, charter or ordinance;
8. "Current year" means the year in which the budget is prepared and adopted, or the fiscal year immediately preceding the budget year;
9. "Deficit" means the excess of a fund's current liabilities and encumbrances over its current financial assets as reflected by its books of account;
10. "Department" means a functional unit within a fund which carries on a specific activity, such as a fire department or a police department within a general fund;
11. "Estimated revenue" means the amount of revenues estimated to be received during the budget year in each fund for which a budget is prepared;
12. "Fiscal year" means the annual period for reporting fiscal operations which begins and ends on dates as the Legislature provides or as provided by law;
13. "Fund" means an independent fiscal and accounting entity with a self-balancing set of accounts to record cash and other financial resources, together with all liabilities, which are segregated for the purpose of carrying on specific activities or attaining certain objectives;
14. "Fund balance" means the excess of a fund's current financial assets over its current liabilities and encumbrances, as reflected by its books of account;
15. "Governing body" means the city council of a city, the board of trustees of a town, or the legislative body of a municipality as it may be defined by applicable law or charter provision;
16. "Immediate prior fiscal year" means the year preceding the current year;
17. "Levy" means to impose ad valorem taxes or the total amount of ad valorem taxes for a purpose or entity;

18. "Operating reserve" means that portion of the fund balance which has not been appropriated in a budget year; and

19. "Municipality" means any incorporated city or town. Added by Laws 1979, c. 111, § 4. Amended by Laws 1980, c. 226, § 2, emerg. eff. May 27, 1980; Laws 1995, c. 166, § 1, emerg. eff. May 4, 1995; Laws 2002, c. 98, § 1, eff. Nov. 1, 2002; Laws 2006, c. 314, § 2, eff. July 1, 2006.

§11-17-205. Annual budget - Preparation and submission - Assistance of officers, employees and departments.

At least thirty (30) days prior to the beginning of each fiscal year, a budget for the municipality shall be prepared by the chief executive officer and submitted to the governing body. The chief executive officer may require any other officer or employee who is charged with the management or control of any department or office of the municipality to furnish estimates for the fiscal year covering estimated revenues and expenditures of the department or office on or before a date set by the chief executive officer.

Laws 1979, c. 111, § 5.

§11-17-206. Requirements and contents of budget.

A. The municipal budget shall present a complete financial plan for the municipality and shall present information necessary and proper to disclose the financial position and condition of the municipality and the revenues and expenditures thereof, both past and anticipated.

B. Unless the budget is prepared in accordance with Sections 4 and 5 of this act, the budget shall be prepared by fund and department and shall contain the following contents:

1. The budget shall contain a budget summary;
2. It shall also be accompanied by a budget message which shall explain the budget and describe its important features;
3. The budget format shall be as provided by the governing body in consultation with the chief executive officer; and
4. It shall contain at least the following in tabular form for each fund, itemized by department and account within each fund:

- a. actual revenues and expenditures for the immediate prior fiscal year,
- b. revenues and expenditures for the current fiscal year as shown by the budget for the current year as adopted or amended, and
- c. estimates of revenues and expenditures for the budget year.

C. The estimate of revenues for any budget year shall include probable income by source which the municipality is legally empowered to collect or receive at the time the budget is

adopted. The estimate shall be based on a review and analysis of past and anticipated revenues of the municipality. Any portion of the budget of revenues to be derived from ad valorem property taxation shall not exceed the amount of tax which is available for appropriation, as finally determined by the county excise board, or which can or must be raised as required by law. The budget of expenditures for each fund shall not exceed the estimated revenues for each fund. No more than ten percent (10%) of the total budget for any fund may be budgeted for miscellaneous purposes. Included in the budget of revenues or expenditures for any fund may be amounts transferred from or to another fund. Any such interfund transfer must be shown as a disbursement from the one fund and as a receipt to the other fund.

D. Encumbrances for funds whose sole purpose is to account for grants and capital projects and/or any unexpended appropriation balances may be considered nonfiscal and excluded from the budget by the governing body, but shall be reappropriated to the same funds, accounts and for the same purposes for the successive fiscal year, unless the grant, project or purpose is designated or declared closed or completed by the governing body.

Added by Laws 1979, c. 111, § 6. Amended by Laws 2002, c. 98, § 2, eff. Nov. 1, 2002; Laws 2002, c. 440, § 1, eff. Nov. 1, 2002; Laws 2006, c. 314, § 3, eff. July 1, 2006.

§11-17-207. Monies received and expended must be accounted for by fund or account.

Any monies received or expended by a municipality must be accounted for by fund and account. Each municipality shall adopt an appropriation for the general fund and for all other funds established by the governing body pursuant to the provisions of Section 17-212 of this title. The municipal governing body shall determine the needs of the municipality for sinking fund purposes, pursuant to the provisions of Section 431 of Title 62 of the Oklahoma Statutes, Section 3017 of Title 68 of the Oklahoma Statutes, and Section 28 of Article 10 of the Oklahoma Constitution, and include these requirements in the debt service fund budget for the budget year.

Added by Laws 1979, c. 111, § 7. Amended by Laws 1984, c. 146, § 1, operative July 1, 1984; Laws 1991, c. 124, § 6, eff. July 1, 1991; Laws 2002, c. 98, § 3, eff. Nov. 1, 2002.

§11-17-208. Public hearing on proposed budget - Notice - Copies of proposed budget.

The municipal governing body shall hold a public hearing on the proposed budget no later than fifteen (15) days prior to the

beginning of the budget year. Notice of the date, time and place of the hearing, together with the proposed budget summary, shall be published in a newspaper of general circulation in the municipality not less than five (5) days before the date of the hearing. The municipal clerk shall make available a sufficient number of copies of the proposed budget as the governing body shall determine and have them available for review or for distribution or sale at the office of the municipal clerk. Whenever the total operating budget, not including debt service, does not exceed Twelve Thousand Dollars (\$12,000.00) per year, the proposed budget summary and notice may be posted at the governing body's principal headquarters in lieu of publication in a newspaper. At the public hearing on the budget any person may present to the governing body comments, recommendations or information on any part of the proposed budget.

Laws 1979, c. 111, § 8.

§11-17-209. Adoption of budget - Filing - Effective period - Use of appropriated funds - Levying tax.

A. After the hearing and at least seven (7) days prior to the beginning of the budget year, the governing body shall adopt the budget by resolution, or as any charter may require, at the level of classification as defined in Section 17-213 of this title. The governing body may add or increase items or delete or decrease items in the budget. In all cases the proposed expenditures shall not exceed the estimated revenues and appropriated fund balance for any fund.

B. The adopted budget shall be transmitted to the State Auditor and Inspector within thirty (30) days after the beginning of the fiscal year of the municipality and one copy shall be kept on file in the office of the municipal clerk. A copy of the municipality's sinking fund requirements shall be filed with the excise board of the county or counties in which the municipality is located.

C. The adopted budget shall be in effect on and after the first day of the fiscal year to which it applies. The budget as adopted and filed with the State Auditor and Inspector shall constitute an appropriation for each fund, and the appropriation thus made shall not be used for any other purpose except as provided by law.

D. At the time required by law, the county excise board shall levy the taxes necessary for the municipality's sinking fund for the budget year pursuant to Section 431 of Title 62 of the Oklahoma Statutes.

Added by Laws 1979, c. 111, § 9. Amended by Laws 1991, c. 124, § 7, eff. July 1, 1991; Laws 2002, c. 98, § 4, eff. Nov. 1, 2002.

§11-17-210. Protests - Failure to protest - Examination of filed budget.

Within fifteen (15) days after the filing of any municipal budget with the State Auditor and Inspector, any taxpayer may file protests against any levy of ad valorem taxes for creating sinking funds in the manner provided by this section and Sections 24104 through 24111 of Title 68 of the Oklahoma Statutes. The fifteen-day protest period begins upon the date the budget is received in the Office of the State Auditor and Inspector. After receipt of a taxpayer protest, the State Auditor and Inspector shall transmit by certified mail one copy of each protest to the municipal clerk, and one copy of each protest to the county treasurer and the excise board of each county in which the municipality is located. The taxpayer shall specify the grounds upon which the protest is based. Any protest filed by any taxpayer shall inure to the benefit of all taxpayers. Provided, the provisions of this section shall not delay any budget expenditures of a municipality if the amount of revenue from the ad valorem tax levy which is deposited in the municipal general fund is less than five percent (5%) of the total revenue accruing to the municipal general fund during the prior fiscal year. If no protest is filed by any taxpayer within the fifteen-day period, the budget and any appropriations thereof shall be deemed legal and final until amended by the governing body or the county excise board as authorized by law. Taxpayers shall have the right at all reasonable times to examine the budget on file with the municipal clerk or the State Auditor and Inspector for the purpose of filing protests in accordance with this section and Sections 24104 through 24111 of Title 68.

Laws 1979, c. 111, § 10, eff. Oct. 1, 1979; Laws 1980, c. 226, § 3, emerg. eff. May 27, 1980; Laws 1991, c. 124, § 8, eff. July 1, 1991.

§11-17-211. Expenditure of funds - Balances to be carried forward - Unlawful acts and liability therefor.

A. No expenditure may be incurred or made by any officer or employee which exceeds the fund balance for any fund. Any fund balance remaining in a fund at the end of the fiscal year shall be carried forward to the credit of the fund for the next fiscal year. No expenditure may be authorized or made by any officer or employee which exceeds the appropriation of any fund.

B. It shall be unlawful for any officer or employee of the municipality in any budget year:

1. To create or authorize creation of a deficit in any fund; or

2. To authorize, make or incur expenditures in excess of ninety percent (90%) of the appropriation for any fund of the budget as adopted or amended until revenues received, including the prior fiscal year's fund balance carried forward, totals an amount equal to at least ninety percent (90%) of the appropriation for the fund. Expenditures may then be made and authorized so long as any expenditure does not exceed any fund balance.

C. Any obligation that is contracted or authorized by any officer or employee in violation of this act shall become the obligation of the officer or employee himself and shall not be valid or enforceable against the municipality. Any officer or employee who violates this act shall forfeit his office or position and shall be subject to such civil and criminal punishments as are provided by law. Any obligation, authorization for expenditure or expenditure made in violation of this act shall be illegal and void.

Added by Laws 1979, c. 111, § 11. Amended by Laws 1991, c. 124, § 9, eff. July 1, 1991; Laws 1992, c. 371, § 2, eff. July 1, 1992; Laws 2002, c. 98, § 5, eff. Nov. 1, 2002.

§11-17-212. Funds - Establishment - Kinds.

A municipality shall establish funds consistent with legal and operating requirements. Each municipality shall maintain according to its own needs some or all of the following funds or ledgers in its system of accounts:

1. A general fund, to account for all monies received and disbursed for general municipal government purposes, including all assets, liabilities, reserves, fund balances, revenues and expenditures which are not accounted for in any other fund or special ledger account. All monies received by the municipality under the motor fuel tax or under the motor vehicle license and registration tax and earmarked for the street and alley fund may be deposited in the general fund and accounted for as a "street and alley account" within the general fund. Expenditures from this account shall be made as earmarked and provided by law. All references to the street and alley fund or to the special fund earmarked for state-shared gasoline and motor vehicle taxes may mean the street and alley account provided in this section;

2. Special revenue funds, as required, to account for the proceeds of specific revenue sources that are restricted by law to expenditures for specified purposes;

3. Debt service fund, which shall include the municipal sinking fund, established to account for the retirement of general obligation bonds or other long-term debt and payment of interest thereon and judgments as provided by law. Any monies

pledged to service general obligation bonds or other long-term debt must be deposited in the debt service fund;

4. Capital project funds, to account for financial resources segregated for acquisition, construction or other improvement related to capital facilities other than those accounted for in enterprise funds and nonexpendable trust funds;

5. Enterprise funds, to account for each utility or enterprise or other service, other than those operated as a department of the general fund, where the costs are financed primarily through user charges or where there is a periodic need to determine revenues earned, expenses incurred or net income for a service or program;

6. Trust and agency funds, to account for assets held by the municipality as trustee or agent for individuals, private organizations or other governmental units or purposes, such as a retirement fund or a cemetery perpetual care fund;

7. Internal service funds, to account for the financing of goods or services provided by one department or agency of the municipality to another department or agency, or to another government, on a cost reimbursement basis;

8. A ledger or group of accounts in which to record the details relating to the general fixed assets of the municipality;

9. A ledger or group of accounts in which to record the details relating to the general bonds or other long-term debt of the municipality; or

10. Such other funds or ledgers as may be established by the governing body.

Laws 1979, c. 111, § 12; Laws 1991, c. 124, § 10, eff. July 1, 1991.

§11-17-213. Funds - Classification of revenues and expenditures.

Each fund shall be made up of accounts for classifying revenues and expenditures. Revenues shall be classified separately by source. Expenditures shall be departmentalized within each fund and shall be classified into at least the following accounts:

1. Personal services, which may include expenses for salaries, wages, per diem or other compensation, fees, allowances or reimbursement for travel expenses, and related employee benefits, paid to any officer or employee for services rendered or for employment. Employee benefits may include employer contributions to a retirement system, insurance, sick leave, terminal pay or similar benefits;

2. Materials and supplies, which may include articles and commodities which are consumed or materially altered when used,

such as office supplies, operating supplies and repair and maintenance supplies, and all items of expense to any person, firm or corporation rendering a service in connection with repair, sale or trade of such articles or commodities;

3. Other services and charges, which may include all current expenses other than those listed in paragraphs 1, 2, 4, 5 or 6 of this section, such as services or charges for communications, transportation, advertising, printing or binding, insurance, public utility services, repairs and maintenance, rentals, miscellaneous items and all items of expenses to any person, firm or corporation rendering such services;

4. Capital outlays, which may include outlays which result in acquisition of or additions to fixed assets which are purchased by the municipality, including machinery and equipment, furniture, land, buildings, improvements other than buildings, and all construction, reconstruction, appurtenances or improvements to real property accomplished according to the conditions of a contract;

5. Debt service, which may include outlays in the form of debt principal payments, periodic interest payments, or related service charges for benefits received in part in prior fiscal periods as well as in current and future fiscal periods; and

6. Fund transfers, which may include permanent transfers of resources from one fund to another.

Added by Laws 1979, c. 111, § 13. Amended by Laws 1991, c. 124, § 11, eff. July 1, 1991; Laws 2002, c. 98, § 6, eff. Nov. 1, 2002.

§11-17-214. Funds - Operating reserve.

A municipality may create an operating reserve for the purpose of providing a fund or reserve out of which to meet emergency expenditures.

Laws 1979, c. 111, § 14.

§11-17-215. Transfer of unexpended or unencumbered appropriation - Limitations on encumbrances or expenditures.

A. The chief executive officer, or designee, as authorized by the governing body, may transfer any unexpended and unencumbered appropriation or any portion thereof from one department to another within the same fund; except that no appropriation for debt service or other appropriation required by law or ordinance may be reduced below the minimums required.

B. Any fund balance in an enterprise fund of the municipality may be transferred to another fund of the municipality as authorized by the governing body. Other interfund transfers may be made only as adopted or amended according to Section 17-206 or 17-216 of this title.

C. Whenever the necessity for maintaining any fund of a municipality has ceased to exist and a balance remains in the fund, the governing body may authorize the transfer of the balance to the general fund or any other designated fund, unless otherwise provided by law.

D. No encumbrance or expenditure may be authorized or made by any officer or employee which exceeds the available appropriation for each department within a fund.

Added by Laws 1979, c. 111, § 15. Amended by Laws 1980, c. 226, § 4, emerg. eff. May 27, 1980; Laws 1991, c. 124, § 12, eff. July 1, 1991; Laws 2002, c. 98, § 7, eff. Nov. 1, 2002.

§11-17-216. Supplemental appropriations to funds - Amendment of budget.

A. The governing body may amend the budget to make supplemental appropriations to any fund up to the amount of additional revenues which are available for current expenses for the fund due to:

1. Revenues received or to be received from sources not anticipated in the budget for that year;
2. Revenues received or to be received from anticipated sources but in excess of the budget estimates therefor; or
3. Unexpended and unencumbered fund balances on hand at the end of the preceding fiscal year which had not been anticipated or appropriated in the budget. Any appropriation authorizing the creating of an indebtedness shall be governed by the applicable provisions of Article 10 of the Oklahoma Constitution.

B. If at any time during the budget year it appears probable that revenues available will be insufficient to meet the amount appropriated, or that due to unforeseen emergencies there is temporarily insufficient money in a particular fund to meet the requirements of appropriation for the fund, the governing body shall take action as it deems necessary. For that purpose, it may amend the budget to reduce one or more appropriations or it may amend the budget to transfer money from one fund to another fund, but no appropriation for debt service may be reduced and no appropriation may be reduced by more than the amount of the unencumbered and unexpended balance thereof. No transfer shall be made from the debt service fund to any other fund except as may be permitted by the terms of the bond issue or applicable law.

C. A budget amendment as provided in this section authorizing supplemental appropriations or a decrease in the total appropriation of funds shall be adopted at a meeting of the governing body and filed with the municipal clerk and the State Auditor and Inspector.

Added by Laws 1979, c. 111, § 16. Amended by Laws 1991, c. 124, § 13, eff. July 1, 1991; Laws 2002, c. 98, § 8, eff. Nov. 1, 2002.

§11-17-217. Purpose-based budget - Definitions.

As used for a budget based on purpose:

1. "Appropriation" means an authorization to expend or encumber income and revenue provided for a purpose;
2. "Budget summary" means a tabular listing of revenues by source and expenditures by purpose for the budget year;
3. "Estimated revenue" means the amount of revenues estimated to be received during the budget year;
4. "Income and revenue provided" means the amount of estimated or actual income and revenue appropriated by the governing body of the municipality; and
5. "Purpose" means the specific program, project or activity for which the governing body provides an appropriation as listed in the budget.

Added by Laws 2006, c. 314, § 4, eff. July 1, 2006.

§11-17-218. Purpose-based budget - Procedures.

A municipality that selects a purpose-based budget format shall be subject to the following procedures in addition to other applicable provisions of the Municipal Budget Act:

1. Each municipality shall adopt an appropriation for each purpose as established by the governing body;
2. In all cases the appropriations shall not exceed the income and revenue provided by the governing body from estimated revenues and appropriated fund balance;
3. The adopted budget shall be in effect on and after the first day of the fiscal year to which it applies. The budget as adopted and filed with the State Auditor and Inspector shall constitute an appropriation for each purpose as defined by the governing body, and the appropriation thus made shall not be used for any other purpose except as provided by law;
4. The chief executive officer, or designee, as authorized by the governing body, may transfer any unexpended and unencumbered appropriation or any portion thereof from one purpose to another; except that no appropriation for debt service or other appropriation required by law or ordinance may be reduced below the minimums required;
5. No encumbrance or expenditure may be authorized or made by any officer or employee which exceeds the available appropriation for each purpose as defined by the governing body;
6. The governing body may amend the budget to make supplemental appropriations to any purpose up to the amount of

additional unappropriated income and revenues which become available during the fiscal year;

7. If at any time during the budget year it appears probable that revenues available will be insufficient to meet the amount appropriated, or that due to unforeseen emergencies there is temporarily insufficient money to meet the requirements of appropriation, the governing body shall take action as it deems necessary. For that reason, it may amend the budget to reduce one or more appropriations or it may amend the budget to transfer money from one purpose to another purpose, but no appropriation for debt service may be reduced and no appropriation may be reduced by more than the amount of the unencumbered and unexpended balance thereof. No transfer shall be made from the debt service fund to any other fund except as may be permitted by the terms of the bond issue or applicable law; and

8. A budget amendment as provided in this section authorizing supplemental appropriations or a decrease in the total appropriation of funds shall be adopted at a meeting of the governing body and filed with the municipal clerk and the State Auditor and Inspector.

Added by Laws 2006, c. 314, § 5, eff. July 1, 2006.



**BUDGET RESOLUTIONS
2021-2022**



RESOLUTION NO. 2021-8

A RESOLUTION APPROVING THE CITY OF WOODWARD, OKLAHOMA BUDGET FOR THE FISCAL YEAR 2021-2022 AND ESTABLISHING BUDGET AMENDMENT AUTHORITY.

WHEREAS, The City of Woodward has adopted the provisions of the Oklahoma Municipal Budget Act (the Act) in 11 O.S. Sections 17-201 through 17-216; and

WHEREAS, The Chief Executive Officer has prepared a budget for the fiscal year ending June 30, 2022 (FY 2021-2022) consistent with the Act; and

WHEREAS, the Act in Section 17-215 provides for the Chief Executive Officer of the City, or designee, as authorized by the governing body, to transfer any unexpended and unencumbered appropriation from one department to another within the same fund; and


WHEREAS, The budget has been formally presented to the Woodward City Commission at least 30 days prior to the start of the fiscal year in compliance with Section 17-205; and

WHEREAS, The Woodward City Commission has conducted a Public Hearing at least 15 days prior to the start of the fiscal year, and published notice of the Public Hearing in compliance with Section 17-208 of the Act; and

NOW, THEREFORE, BE IT RESOLVED BY THE CITY COMMISSION OF THE CITY OF WOODWARD, OKLAHOMA:

Section 1. The City Commission does hereby adopt the FY 2021-2022 Budget on the 7th day of June, 2021, as presented in the attached budget document.





Steve Bogdahn, Mayor

ATTEST:



Andrea Murlin, City Clerk

RESOLUTION NO. 2021-9

A RESOLUTION APPROVING THE WOODWARD MUNICIPAL AUTHORITY OF WOODWARD, OKLAHOMA BUDGET FOR THE FISCAL YEAR 2021-2022 AND ESTABLISHING BUDGET AMENDMENT AUTHORITY

WHEREAS, The City of Woodward has adopted the provisions of the Oklahoma Municipal Budget Act (the Act) in 11 O.S. Sections 17-201 through 17-216; and

WHEREAS, The Chief Executive Officer has prepared a budget for the fiscal year ending June 30, 2022 (FY 2021-2022) consistent with the Act; and

WHEREAS, The Act in Section 17-215 provides for the Chief Executive Officer of the City, or designee, as authorized by the governing body, to transfer any unexpended and unencumbered appropriation from one department to another within the same fund; and

WHEREAS, The budget has been formally presented to the Woodward Municipal Authority at least 30 days prior to the start of the fiscal year, in compliance with Section 17-205; and

WHEREAS, The Woodward City Commission has conducted a Public Hearing at least 15 days prior to the start of the fiscal year, and published notice of the Public Hearing in compliance with Section 17-208 of the Act; and

NOW, THEREFORE, BE IT RESOLVED BY THE WOODWARD MUNICIPAL AUTHORITY OF WOODWARD, OKLAHOMA:

Section 1. The Woodward Municipal Authority does hereby adopt the FY 2021-2022 WMA Budget on the 7th day of June, 2021, as presented in the attached budget document.






Steve Bogdahn, Chairman

ATTEST:



Andrea Murlin, Secretary





**ORGANIZATIONAL CHART
2021-2022**



Organizational Model





**PROPOSED
BUDGET SUMMARY
2021-2022**



CITY OF WOODWARD
 BUDGET SUMMARY - ALL FUNDS
 FISCAL YEAR 2021-2022

<i>ALL BUDGETED FUNDS</i>	GENERAL FUND	SPECIAL REVENUE FUNDS	ENTERPRISE FUND (WMA)	TOTALS
ESTIMATED RESOURCES				
Taxes	7,861,155	5,936,270	-	13,797,425
Licenses & Permits	76,049	-	-	76,049
Intergovernmental	407,180	53,644	-	460,824
Charges for Services	134,518	515,676	7,536,063	8,186,258
Fines Forfeitures	333,227	-	134,905	468,132
Interest	63,980	68,044	33,349	165,374
Non-Operating	-	-	860,700	860,700
Miscellaneous	351,610	100,771	70,273	522,655
Operating Transfers In	4,165,247	1,195,000	-	5,360,247
Subtotal - Revenues	13,392,967	7,869,406	8,635,290	29,897,663
OTHER RESOURCES				
Debt/Loan Proceeds	-	330,000	-	330,000
Restricted Prior Year Reserves	-	2,015,700	-	2,015,700
Unrestricted Prior Year Reserves	1,945,000	-	2,400,000	4,345,000
TOTAL ESTIMATED RESOURCES	15,337,967	10,215,106	11,035,290	36,588,363
ESTIMATED USES				
Non Departmental / Capital Projects / Grants	-	383,644	77,643	461,287
City Commission	41,460	-	-	41,460
Administration	760,981	9,398	-	770,379
City Attorney	53,062	-	-	53,062
Municipal Judge	46,344	-	-	46,344
City Treasurer	25,325	-	-	25,325
Code Enforcement	277,015	3,542	-	280,557
Information Technology	395,164	60,013	-	455,177
CVB	815,247	-	-	815,247
Human Resources	235,307	1,542	-	236,849
City Clerk	160,274	3,020	-	163,294
City Finance	314,850	9,122	-	323,972
City @ Large	1,339,200	201,551	-	1,540,751
City Court	90,515	1,542	-	92,057
Asst. City Manager	-	-	-	-
BSGC	-	-	322,451	322,451
WMGC	-	-	50,000	50,000
Library	388,053	1,200	-	389,253
Airport	-	1,365,865	-	1,365,865
Public Works Adm.	-	-	172,436	172,436
Utility Billing	-	-	337,125	337,125
Electrical	151,516	500	-	152,016
Event Complex	104,291	20,000	-	124,291
Sports & Recreation	428,447	27,868	-	456,315
Construction	124,110	-	-	124,110
Solid Waste	-	-	1,024,971	1,024,971
Parks	551,467	64,142	-	615,609
Cemetery	131,621	4,300	-	135,921
Street	639,218	251,542	-	890,760
Water	-	-	1,505,077	1,505,077
Waste Water	-	-	751,979	751,979
Building Maintenance	429,670	59,000	-	488,670
Fleet Management	253,115	6,000	-	259,115
Warehouse	-	-	120,302	120,302
Stormwater	-	-	177,864	177,864
Police Adm.	278,403	-	-	278,403
Dispatch	256,651	4,600	-	261,251
Traffic Patrol	1,888,394	74,692	-	1,963,086
Detectives	285,616	6,800	-	292,416
Animal Control	199,678	1,500	-	201,178
County E911	370,241	-	-	370,241
Fire Adm.	407,357	2,292	-	409,649
Fire Operations	1,798,922	89,500	-	1,888,422
Emergency Management	208,063	-	-	208,063
Senior Citizen Center	119,834	2,142	-	121,976
Kid's Inc.	137,610	30,000	-	167,610
Museum	118,910	-	-	118,910
Hospital	-	-	250,000	250,000
Debt Service	-	4,344,637	706,432	5,051,069
Operating Transfers	545,000	1,715,247	3,100,000	5,360,247
TOTAL ESTIMATED COST	14,370,933	8,745,201	8,596,281	31,712,415
OTHER USES				
Reserve for Capital Improvements	-	-	-	-
Reserve for Other Improvements	-	-	-	-
Reserve for Other Restricted Purposes	-	-	-	-
Reserve for Specific Fund Purposes	-	1,469,906	-	1,469,906
Reserve for Emergencies and Shortfalls	967,033	-	2,439,009	3,406,043
TOTAL ESTIMATED USES	15,337,967	10,215,106	11,035,290	36,588,363

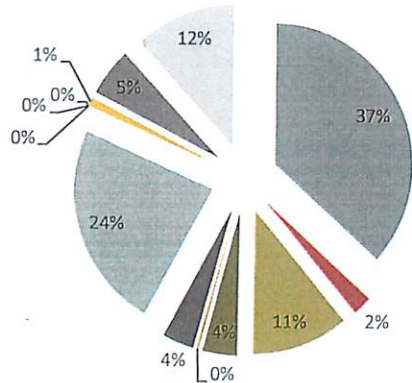
CITY OF WOODWARD
ALL FUNDS BUDGET SUMMARY BY LINE ITEM
FISCAL YEAR 2021-2022

Description	Prior Year Actual	Budget Current	Expense YTD As of February 28, 2021	Expense Projected	Budget Proposed
SALARIES	7,129,346	7,359,922	4,552,348	6,299,170	7,408,234
STAND-BY	24,000	30,420	28,946	40,484	30,752
SICK LEAVE BUY BACK	26,376	23,393	231	323	34,019
MECHANIC WAGES	-	20,000	160	-	20,000
FURLOUGH SAVINGS	-	(464,492)	-	-	(468,876)
PART TIME	173,991	285,567	119,433	167,040	284,967
CALL BACK	16,250	16,250	-	-	16,250
OVERTIME	183,516	198,079	140,311	186,405	196,919
EDUCATION/CDL INCENTIVE	10,344	19,200	11,300	15,804	17,600
DRIVERS	-	22,805	4,774	6,676	15,111
CITY'S SHARE FICA	575,666	528,947	317,409	439,084	556,199
WORKMEN'S COMP	401,720	486,678	311,687	432,502	496,841
HEALTH INSURANCE	2,355,938	2,006,255	1,403,946	1,947,723	2,018,745
CITY RETIREMENT	448,776	449,024	281,247	387,899	476,105
POLICE PENSION	191,891	167,639	91,912	128,549	168,804
FIREMAN PENSION	173,042	192,467	109,127	153,884	185,956
LONGEVITY	213,087	224,450	118,784	165,484	181,609
HOLIDAY PAY IN LIEU	147,989	137,319	88,579	123,886	139,100
UNEMPLOYMENT	16,000	18,000	2,469	3,453	18,000
EMT/HAZMAT PAY	23,678	24,000	16,000	22,378	25,800
RESERVE PAY	20,000	15,000	5,578	7,801	15,000
AUTO/CELL PH ALLOWANCE	-	22,680	13,960	19,524	21,570
CLOTHING ALLOWANCE	37,605	35,390	19,330	27,035	30,180
SEVERANCE PAY	346,121	357,330	50,000	69,930	354,907
EXPENDABLE TOOLS	63,307	24,350	12,837	19,255	25,150
JANITORIAL SUPPLIES	56,071	42,542	26,896	40,341	42,992
OFFICE SUPPLIES	86,200	26,840	16,796	25,478	26,941
PETROLEUM	888,650	508,319	211,341	340,779	568,950
CHEMICALS/FERTILIZERS	101,320	101,255	41,556	62,331	99,355
SAFETY EQUIPMENT	45,015	42,460	29,489	44,231	42,360
FIREWORKS	14,000	15,000	10,500	15,749	15,000
REFERENCE MATERIALS	52,400	49,030	23,560	44,582	49,530
MATERIALS AND SUPPLIES	400,659	356,750	152,394	234,133	355,050
AIRCRAFT PARTS	-	7,500	953	1,429	7,500
POSTAGE	18,550	8,950	1,441	2,162	8,950
PROGRAMMING	25,800	9,000	3,494	5,240	9,000
POOL OPERATING SUPPLIES	7,500	35,000	29,961	44,940	35,000
POLICE K-9 UNIT	3,500	2,000	833	1,339	2,000
CONTRACTUAL	747,908	1,121,914	674,532	1,148,228	1,134,933
POLICE HONOR GUARD	15,630	2,000	-	-	2,000
MOTIVE MAINTENANCE	237,775	204,750	117,838	178,866	205,650
NON-MOTIVE MAINTENANCE	975,995	342,500	258,157	399,958	354,650
REPAIRS FOR INSURANCE CLAIMS	53,500	50,000	656	33,555	35,000
TECHNOLOGY HARDWARE	-	36,625	16,799	25,197	36,753
TECHNOLOGY SOFTWARE	-	250,211	187,499	289,427	282,883
RENTALS	32,000	18,550	8,792	13,630	19,050
MEDICAL	15,075	13,740	6,255	10,046	11,959
COMMUNICATIONS	171,045	117,023	72,639	110,918	141,272
ADVERTISING-PRINTING	63,105	48,125	10,550	16,425	32,525
WATER	200,000	150,000	76,261	114,386	150,000
NATURAL GAS	84,800	86,950	53,750	80,622	82,550
ELECTRICITY	951,400	781,550	460,023	676,762	775,950
LAKE SERVICES	23,000	6,400	3,000	6,000	6,400
INSURANCE-VEH,BLD,GL	372,764	341,938	267,477	401,195	342,000
INSURANCE-BONDS	2,900	1,725	1,638	2,457	1,725
UNIFORMS	61,835	28,950	11,438	17,156	29,050
TRAVEL & TRAINING	219,434	118,550	35,962	66,240	129,650
DUES & MEMBERSHIPS	51,214	39,100	32,122	48,225	41,621
MEALS / LODGING	-	-	80	-	400
PROMOTIONAL FEES	-	76,950	19,076	1,047	50,000
COMMUNITY INTERV CENTER	-	-	-	-	-
ELECTION EXPENSES	-	-	-	-	-
INMATE SERVICES	42,475	8,600	-	-	1,000
CONTRIBUTIONS TO OTHERS	678,000	-	-	-	-
LANDFILL CHARGES	235,000	280,000	158,421	237,619	280,000
INDUSTRIAL PARK REASSIGN	104,280	-	-	-	-
UNCLASSIFIED	177,500	614,500	36,646	58,716	606,500
PROJECTS	-	10,000	170	255	21,950
PCARD PURCHASES	-	91,700	-	137,393	198,600
SAFETY COMMITTEE	20,000	-	-	-	25,000
CAPITAL OUTLAY	7,953,377	1,693,792	229,382	619,793	2,770,460
TRANSFERS	1,635,240	830,051	464,592	702,795	5,360,247
DEBT SERVICE	3,278,668	345,363	184,887	-	5,051,069
TOTAL ESTIMATED USES	32,682,228	21,116,877	11,638,223	16,923,934	31,712,415

**CITY OF WOODWARD
ALL BUDGETED FUNDS
FISCAL YEAR 2021-2022**

ESTIMATED RESOURCES

General	13,392,967
Hotel/Motel	811,665
Limited Purpose	4,156,481
Restricted Revenue	1,480,419
Grant	53,644
Airport	1,356,948
Enterprise	8,635,290
Cemetery Care	10,000
Perpetual Care	250
Capital Project	-
Subtotal - Revenues	29,897,663
OTHER RESOURCES	
Debt/Loan Proceeds	330,000
Restricted Prior Year Reserves	2,015,700
Unrestricted Prior Year Reserves	4,345,000
TOTAL ESTIMATED RESOURCES	36,588,363



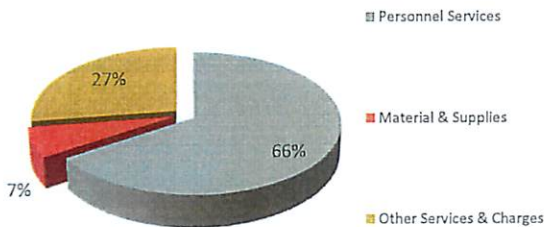
ESTIMATED USES

<u>Fund</u>	<u>PERSONNEL SERVICES</u>	<u>MATERIALS & SUPPLIES</u>	<u>OTHER SERVICES & CHARGES</u>	<u>CAPITAL OUTLAY</u>	<u>OPERATING TRANSFERS</u>	<u>DEBT SERVICE</u>	<u>TOTALS</u>
General	9,865,709	616,543	3,315,744	27,937	545,000	-	14,370,933
Hotel/Motel	-	-	-	-	815,247	-	815,247
Limited Purpose	-	-	-	-	250,000	3,625,856	3,875,856
Restricted Revenue	-	-	-	935,808	650,000	718,782	2,304,590
Grant	-	-	-	53,644	-	-	53,644
Airport	255,459	394,305	61,701	654,400	-	-	1,365,865
Enterprise	2,122,622	274,930	1,623,626	768,671	3,100,000	706,432	8,596,281
Cemetery Care	-	-	-	-	-	-	-
Perpetual Care	-	-	-	-	-	-	-
Capital Project	-	-	-	330,000	-	-	330,000
TOTAL ESTIMATED COST	12,243,790	1,285,778	5,001,071	2,770,460	5,360,247	5,051,069	31,712,415
	38.6%	4.1%	15.8%	8.7%	16.9%	15.9%	100.0%

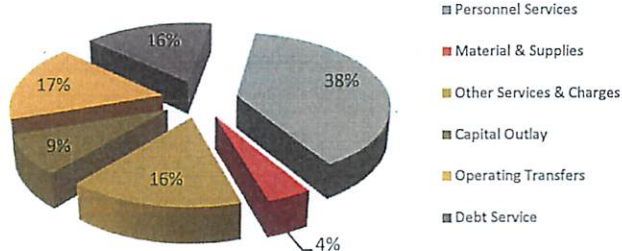
OTHER USES

Reserve for Capital Improvements	-
Reserve for Other Improvements	-
Reserve for Other Restricted Purposes	-
Reserve for Specific Fund Purposes	1,469,906
Reserve for Emergencies and Shortfalls	3,406,043
TOTAL ESTIMATED USES	36,588,364

AS A PERCENTAGE OF OPERATIONAL COST



AS A PERCENTAGE OF ALL COST



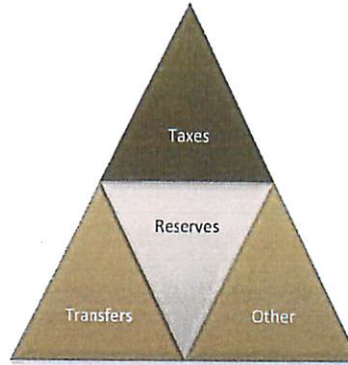
CITY OF WOODWARD
GENERAL FUND BUDGET SUMMARY
FISCAL YEAR 2021-2022

ESTIMATED RESOURCES

REVENUES

Taxes
Licenses & Permits
Intergovernmental
Charges for Services
Fines & Forfeitures
Interest
Miscellaneous
Operating Transfers In
Subtotal - Revenues

OTHER RESOURCES
Debt/Loan Proceeds
Restricted Prior Year Reserves
Unrestricted Prior Year Reserves
TOTAL ESTIMATED RESOURCES



7,861,155
76,049
407,180
134,518
333,227
63,980
351,610
4,165,247
13,392,967
-
1,945,000
15,337,967

ESTIMATED USES

	PERSONNEL SERVICES	MATERIALS & SUPPLIES	OTHER SERVICES & CHARGES	CAPITAL OUTLAY	OPERATING TRANSFERS	
--	--------------------	----------------------	--------------------------	----------------	---------------------	--

Non Departmental	-	-	-	-	545,000	545,000
City Commission	21,610	-	19,850	-	-	41,460
Administration	702,275	2,680	56,026	-	-	760,981
City Attorney	6,822	-	46,240	-	-	53,062
Municipal Judge	46,044	-	300	-	-	46,344
City Treasurer	-	-	25,325	-	-	25,325
Code Enforcement	245,875	4,050	27,090	-	-	277,015
Information Technology	185,861	1,600	207,703	-	-	395,164
CVB	516,055	41,414	245,694	12,084	-	815,247
Human Resources	154,055	2,250	79,002	-	-	235,307
City Clerk	133,642	7,200	19,432	-	-	160,274
City Finance	188,227	2,200	124,423	-	-	314,850
City @ Large	3,000	1,300	1,334,900	0	-	1,339,200
City Court	83,311	1,300	5,904	-	-	90,515
Asst. City Manager	-	-	-	-	-	-
BSGC	-	-	-	-	-	-
Library	267,458	69,250	51,345	-	-	388,053
Airport	-	-	-	-	-	-
Public Works Adm.	-	-	-	-	-	-
Utility Billing	-	-	-	-	-	-
Electrical	112,461	8,300	30,755	-	-	151,516
Events	48,676	11,300	44,315	-	-	104,291
Sports & Recreation	242,093	60,300	126,054	-	-	428,447
Construction	108,475	7,920	7,715	-	-	124,110
Solid Waste	-	-	-	-	-	-
Parks	322,337	82,200	146,930	-	-	551,467
Cemetery	94,261	10,800	26,560	-	-	131,621
Street	413,923	114,000	111,295	-	-	639,218
Water	-	-	-	-	-	-
Waste Water	-	-	-	-	-	-
Building Maintenance	354,800	33,700	41,170	-	-	429,670
Fleet Management	208,755	18,550	25,810	-	-	253,115
Warehouse	-	-	-	-	-	-
Police Adm.	243,457	6,601	28,345	-	-	278,403
Dispatch	237,236	1,250	18,165	-	-	256,651
Traffic Patrol	1,711,275	56,000	121,119	-	-	1,888,394
Detectives	259,511	4,000	22,105	-	-	285,616
Animal Control	167,808	12,300	19,570	-	-	199,678
County E911	304,116	2,500	62,425	1,200	-	370,241
Fire Adm.	350,097	7,800	49,460	-	-	407,357
Fire Operations	1,698,267	26,800	73,855	-	-	1,798,922
Emergency Management	131,445	8,000	53,965	14,653	-	208,063
Senior Citizen Center	90,708	5,678	23,448	-	-	119,834
Kid's Inc.	108,126	3,500	25,984	-	-	137,610
Museum	103,645	1,800	13,465	-	-	118,910
Hospital	-	-	-	-	-	-
TOTAL ESTIMATED USES	9,865,709	616,543	3,315,744	27,937	545,000	14,370,933

Reserve for Capital Improvements
Reserve for Other Improvements
Reserve for Other Restricted Purposes
Reserve for Specific Fund Purposes
Reserve for Emergencies and Shortfalls
TOTAL ESTIMATED USES

-	-	-	-	-	-	-
-	-	-	-	-	-	-
-	-	-	-	-	-	-
-	-	-	-	-	-	967,033
9,865,709	616,543	3,315,744	27,937	545,000	15,337,967	

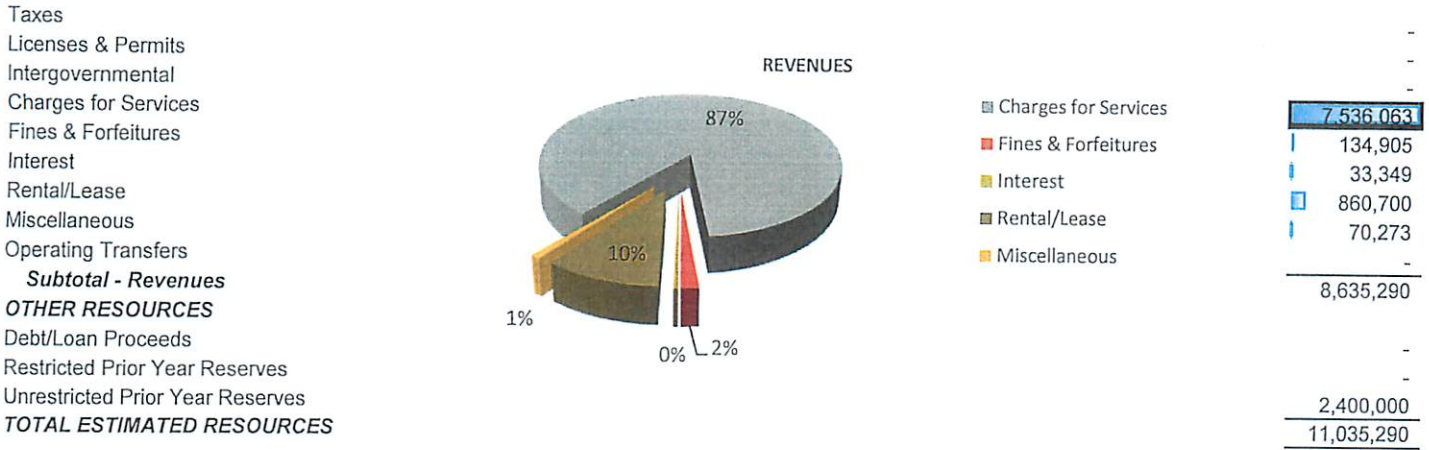
CITY OF WOODWARD
GENERAL FUND BUDGET REVENUE
FISCAL YEAR 2021-2022

<i>ESTIMATED RESOURCES</i>	Budget Current	Revenue YTD	Revenue Projected	Budget Proposed
2% Sales Tax	4,661,363	4,149,212	5,532,283	5,532,283
Use Tax	937,967	916,748	1,222,331	1,222,331
Franchise Tax	660,255	500,209	666,945	666,945
Cigarette Tax	84,568	77,105	102,807	102,807
Electrical Sales	4,430	3,520	4,694	4,694
Weed Abatement	14,689	8,891	11,855	11,855
County E911	388,856	222,359	296,478	320,241
Dispatch Service Reimb	60,000	50,438	67,250	60,000
Licenses & Permits "City Clerk"	44,460	36,415	48,553	48,553
Licenses & Permits "Code Enforcement"	32,160	20,622	27,496	27,496
Beverage Tax	214,592	183,132	244,176	244,176
Violence Against Women Grant	-	-	-	-
Police "Security, Donations, Misc."	17,649	4,616	6,155	6,155
Police K-9 Unit	-	-	-	-
Motor Vehicle Tax	87,035	57,090	76,120	76,120
Gasoline Tax	22,399	15,547	20,729	20,729
Intergovernmental Grant Revenue	-	-	-	-
Cemetery 75%	33,393	22,628	30,170	30,170
Leases & Permits	17,550	10,539	14,052	14,052
Park	-	-	-	-
Crystal Beach Operations	90,362	62,242	85,656	85,656
Inventory Sales	-	-	-	-
Juvenile - Comm Srv Program	4,267	3,480	4,640	4,640
Court Technology Fee	42,211	27,227	36,303	36,303
Police Fines	303,789	196,801	262,402	262,402
Police Training & Assessment	10,252	6,450	8,600	8,600
Police Drug Seizures	33	-	-	-
County Jail Booking Fee	1,437	1,189	1,852	1,389
City Incarceration Fee	2,392	1,637	4,069	3,052
City Medical Fee	561	466	721	541
Impound/Adoption Fee	5,536	2,885	3,847	3,847
Animal Drop-off/Disposal Fee	11,355	7,749	10,332	10,332
Juvenile Court Fines	-	-	-	-
Juvenile Court Cost	480	570	760	760
Library Fines	1,977	544	725	725
Library Copies	7,013	3,573	4,764	4,764
Library Non-Resident	540	-	-	-
Library Lost Items	485	294	392	392
Library Donations	1	-	-	-
Library Postage	221	82	109	109
Library Misc.	69	8	11	11
Library Short/Long	-	-	-	-
Interest	73,685	37,022	49,362	49,366
Bond Interest	-	-	-	-
Workers Comp Interest	12,425	-	-	12,425
Cemetery Donation	300	-	-	300
Investment Income-T Bond	1,723	1,417	1,889	1,889
Misc. Revenue	207,000	75,342	100,456	207,000
WW County Salary Reimbursement	36,000	24,000	32,000	36,000
State Arts LGC Grant	-	-	-	-
Short/Over	25	3	4	25
Police K-9 Misc.	-	-	-	-
Youth at Risk Federal Grant	-	-	-	-
Civil Defense Emergency Mgm Grant	17,280	10,990	14,653	14,653
High School Officer	82,212	89,887	119,849	82,212
Walking Trail Donations	-	-	-	-
Fireworks Donations	2,500	-	-	-
Insurance Receipts	106,550	107,632	143,510	-
Kids. Inc., Utilities	10,000	9,000	12,000	10,000
Tourism Donations	-	-	-	-
Fire Department Donations	1,720	950	1,267	1,720
Security Center Utility	-	-	-	-
Training Revenue	-	-	-	-
Inmate Transportation Revenue	3,000	-	-	-
Transfer from WMA Operations	2,500,000	2,025,000	2,700,000	3,100,000
Transfer from WMA Sales Tax	190,000	-	-	250,000
Transfer from Hotel/Motel	821,230	516,928	689,237	815,247
Residual Equity	-	-	-	1,945,000
Transfer from Other Funds	-	-	-	-
TOTAL ESTIMATED RESOURCES	11,829,997	9,492,439	12,661,505	15,337,967

CITY OF WOODWARD
ENTERPRISE FUND BUDGET SUMMARY
FISCAL YEAR 2021-2022

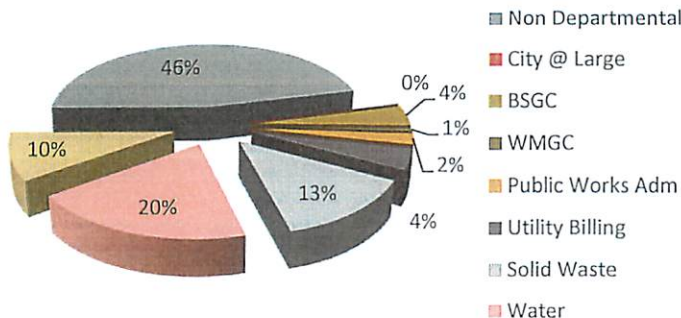
ESTIMATED RESOURCES

REVENUES



ESTIMATED USES	PERSONNEL SERVICES	MATERIALS & SUPPLIES	OTHER SERVICES & CHARGES	CAPITAL OUTLAY	OPERATING TRANSFERS	DEBT SERVICE	
Non Departmental	-	-	-	77,643	3,100,000	393,102	3,570,745
City @ Large	-	-	-	-	-	-	-
BSGC	105,405	250	127,620	89,176	-	-	322,451
WMGC	-	25,000	25,000	-	-	-	50,000
Public Works Adm	138,911	5,050	25,455	3,020	-	-	172,436
Utility Billing	215,753	6,700	112,272	2,400	-	-	337,125
Solid Waste	583,502	42,650	336,794	62,025	-	-	1,024,971
Water	458,402	155,300	730,205	161,170	-	-	1,505,077
Waste Water	389,117	35,250	220,375	107,237	-	-	751,979
Warehouse	75,682	1,630	42,990	-	-	-	120,302
Stormwater	155,849	3,100	2,915	16,000	-	313,330	491,194
Hospital	-	-	-	250,000	-	-	250,000
TOTAL ESTIMATED COST	2,122,622	274,930	1,623,626	768,671	3,100,000	706,432	8,596,281
OTHER USES							
Reserve for Capital Improvements	-	-	-	-	-	-	-
Reserve for Other Improvements	-	-	-	-	-	-	-
Reserve for Other Restricted Purposes	-	-	-	-	-	-	-
Reserve for Specific Fund Purposes	-	-	-	-	-	-	-
Reserve for Emergencies and Shortfalls	-	-	-	-	-	-	2,439,009
TOTAL ESTIMATED USES	2,122,622	274,930	1,623,626	768,671	3,100,000	706,432	11,035,290

ESTIMATED USES



CITY OF WOODWARD
SPECIAL REVENUE FUNDS BUDGET SUMMARY
FISCAL YEAR 2021-2022

SPECIAL REVENUE FUNDS:

	HOTEL/MOTEL TAX	LIMITED PURPOSE SALES TAX	RESTRICTED REVENUE SALES TAX	CAPITAL PROJECT	GRANTS	AIRPORT	CEMETERY CARE	PERPETUAL CARE	TOTALS
<i>ESTIMATED RESOURCES</i>									
Taxes	365,910	4,149,213	1,421,147	-	-	-	-	-	5,936,270
Licenses & Permits	-	-	-	-	-	-	-	-	-
Intergovernmental	-	-	-	-	53,644	-	-	-	53,644
Charges for Services	-	-	-	-	-	506,176	9,500	-	515,676
Fines & Forfeitures	-	-	-	-	-	-	-	-	-
Interest	755	7,268	59,271	-	-	-	500	250	68,044
Rental/Lease	-	-	-	-	-	-	-	-	-
Miscellaneous	100,000	-	-	-	-	771	-	-	100,771
Operating Transfers	345,000	-	-	-	-	850,000	-	-	1,195,000
<i>Subtotal - Revenues</i>	<u>811,665</u>	<u>4,156,481</u>	<u>1,480,419</u>	-	<u>53,644</u>	<u>1,356,948</u>	<u>10,000</u>	<u>250</u>	<u>7,869,406</u>
<i>OTHER RESOURCES</i>									
Debt/Loan Proceeds	-	-	-	330,000	-	-	-	-	330,000
Restricted Prior Year Reserves	10,000	100,000	1,850,000	-	1,700	10,000	30,000	14,000	2,015,700
Unrestricted Prior Year Reserves	-	-	-	-	-	-	-	-	-
TOTAL ESTIMATED RESOURCES	<u><u>821,665</u></u>	<u><u>4,256,481</u></u>	<u><u>3,330,419</u></u>	<u><u>330,000</u></u>	<u><u>55,344</u></u>	<u><u>1,366,948</u></u>	<u><u>40,000</u></u>	<u><u>14,250</u></u>	<u><u>10,215,106</u></u>
<i>ESTIMATED USES</i>									
Personnel Services	-	-	-	-	-	255,459	-	-	255,459
Material & Supplies	-	-	-	-	-	394,305	-	-	394,305
Other Services & Charges	-	-	-	-	-	61,701	-	-	61,701
Capital Outlay	-	-	935,808	330,000	53,644	654,400	-	-	1,973,852
Operating Transfers	815,247	250,000	650,000	-	-	-	-	-	1,715,247
Transfer to Debt Service	-	3,625,856	718,782	-	-	-	-	-	4,344,637
TOTAL ESTIMATED COST	<u><u>815,247</u></u>	<u><u>3,875,856</u></u>	<u><u>2,304,590</u></u>	<u><u>330,000</u></u>	<u><u>53,644</u></u>	<u><u>1,365,865</u></u>	<u><u>-</u></u>	<u><u>-</u></u>	<u><u>8,745,201</u></u>
Reserve for Capital Improvements	-	-	-	-	-	-	-	-	-
Reserve for Other Improvements	-	-	-	-	-	-	-	-	-
Reserve for Other Restricted Purposes	-	-	-	-	-	-	-	-	-
Reserve for Specific Fund Purposes	6,419	380,625	1,025,829	-	1,700	1,083	40,000	14,250	1,469,906
Reserve for Emergencies and Shortfalls	-	-	-	-	-	-	-	-	-
TOTAL ESTIMATED USES	<u><u>821,665</u></u>	<u><u>4,256,481</u></u>	<u><u>3,330,419</u></u>	<u><u>330,000</u></u>	<u><u>55,344</u></u>	<u><u>1,366,948</u></u>	<u><u>40,000</u></u>	<u><u>14,250</u></u>	<u><u>10,215,106</u></u>

CITY OF WOODWARD
HOTEL MOTEL FUND
FISCAL YEAR 2021-2022

ESTIMATED RESOURCES

REVENUES

Taxes	365,910
Licenses & Permits	-
Intergovernmental	-
Charges for Services	-
Fines & Forfeitures	-
Interest	755
Rental/Lease	-
Miscellaneous	100,000
Operating Transfers	345,000
<i>Subtotal - Revenues</i>	811,665

OTHER RESOURCES

Debt/Loan Proceeds	-
Restricted Prior Year Reserves	10,000
Unrestricted Prior Year Reserves	-
TOTAL ESTIMATED RESOURCES	821,665

ESTIMATED USES

Personnel Services	-
Materials & Supplies	-
Other Charges & Services	-
Capital Outlay	-
Transfers	815,247
TOTAL ESTIMATED COST	815,247

OTHER USES

Reserve for Capital Improvements	-
Reserve for Other Improvements	-
Reserve for Other Restricted Purposes	-
Reserve for Specific Fund Purposes	6,419
Reserve for Emergencies and Shortfalls	-
TOTAL ESTIMATED USES	821,665

CITY OF WOODWARD
WMA LIMITED PURPOSE SALES TAX FUND
BUDGET SUMMARY
FISCAL YEAR 2021-2022

ESTIMATED RESOURCES

	Prior Year Actual	Current Budget	Current Projection	Proposed Budget
Taxes	4,659,860	3,496,024	4,149,212	4,149,213
Licenses & Permits	-	-	-	-
Intergovernmental	-	-	-	-
Charges for Services	-	-	-	-
Fines & Forfeitures	-	-	-	-
Interest	678	7,601	6,792	7,268
Rental/Lease	-	-	-	-
Miscellaneous	-	-	-	-
Operating Transfers	250,000	-	-	-
Subtotal - Revenues	4,910,538	3,503,625	4,156,004	4,156,481
OTHER RESOURCES				
Debt/Loan Proceeds	-	-	-	-
Restricted Prior Year Reserves	2,000,000	72,500	-	100,000
Unrestricted Prior Year Reserves	-	-	-	-
TOTAL ESTIMATED RESOURCES	6,910,538	3,576,125	4,156,004	4,256,481

ESTIMATED USES

Non Departmental	-	-	-	-
City Commission	-	-	-	-
Administration	-	-	-	-
City Attorney	-	-	-	-
Municipal Judge	-	-	-	-
City Treasurer	-	-	-	-
Code Enforcement	-	-	-	-
Information Technology	-	-	-	-
CVB	-	-	-	-
Human Resources	-	-	-	-
City Clerk	-	-	-	-
City Finance	-	-	-	-
City @ Large	-	-	-	-
City Court	-	-	-	-
Asst. City Manager	-	-	-	-
BSGC	-	-	-	-
Library	-	-	-	-
Airport	-	-	-	-
Public Works Adm.	-	-	-	-
Utility Billing	-	-	-	-
Electric	-	-	-	-
Event Complex	-	-	-	-
Sports & Recreation	-	-	-	-
Construction	-	-	-	-
Solid Waste	-	-	-	-
Parks	3,209,159	-	-	-
Cemetery	-	-	-	-
Streets	-	-	-	-
Water	-	-	-	-
Waste Water	-	-	-	-
Building Maintenance	-	-	-	-
Fleet Management	-	-	-	-
Warehouse	-	-	-	-
Police Adm.	-	-	-	-
Dispatch	-	-	-	-
Traffic Patrol	-	-	-	-
Detectives	-	-	-	-
Animal Control	-	-	-	-
County E911	-	-	-	-
Fire Adm.	-	-	-	-
Fire Operations	-	-	-	-
Emergency Management	-	-	-	-
Senior Citizen Center	-	-	-	-
Kid's Inc.	-	-	-	-
Museum	-	-	-	-
Hospital	126,700	-	-	-
Transfer to Debt Service	2,741,410	3,886,155	3,886,155	3,625,856
Operating Transfers	600,000	800,000	800,000	250,000
TOTAL ESTIMATED COST	6,677,269	4,686,155	4,686,155	3,875,856
OTHER USES				
Reserve for Specific Fund Purposes	233,269	(1,110,030)	(530,151)	380,625
Reserve for Emergencies and Shortfalls	-	-	-	-
TOTAL ESTIMATED USES	6,910,538	3,576,125	4,156,004	4,256,481

CITY OF WOODWARD
RESTRICTED SALES TAX FUND
BUDGET SUMMARY
FISCAL YEAR 2021-2022

<i>ESTIMATED RESOURCES</i>	Prior Year Actual	Current Budget	Current Projection	Proposed Budget
Taxes	1,867,136	1,165,341	1,421,147	1,421,147
Licenses & Permits	-	-	-	-
Intergovernmental	-	-	-	-
Charges for Services	-	-	-	-
Fines & Forfeitures	-	-	-	-
Interest	7,484	59,271	59,271	59,271
Rental/Lease	-	-	-	-
Miscellaneous	-	-	-	-
Operating Transfers	534,720	-	-	-
Subtotal - Revenues	2,409,340	1,224,612	1,480,419	1,480,419
OTHER RESOURCES				
Debt/Loan Proceeds	-	-	-	-
Restricted Prior Year Reserves	1,563,622	1,600,000	1,762,143	1,850,000
Unrestricted Prior Year Reserves	-	-	-	-
TOTAL ESTIMATED RESOURCES	3,972,962	2,824,612	3,242,562	3,330,419
<i>ESTIMATED USES</i>	Prior Year Actual	Current Budget	Current Projection	Proposed Budget
Non Departmental	662,671	58,169	164,558	-
City Commission	-	-	-	-
Administration	-	-	-	9,398
City Attorney	-	-	-	-
Municipal Judge	-	-	-	-
City Treasurer	-	-	-	-
Code Enforcement	-	-	-	3,542
Information Technology	117,858	-	-	60,013
CVB	-	-	-	-
Human Resources	-	-	-	1,542
City Clerk	9,195	-	-	3,020
City Finance	1,752	-	-	9,122
City @ Large	89,758	-	-	201,551
City Court	-	-	-	1,542
Asst. City Manager	-	-	-	-
BSGC	-	-	-	-
Library	18,902	-	-	1,200
Airport	53,665	-	-	-
Public Works Adm.	-	-	-	-
Utility Billing	-	-	-	-
Electric	-	-	-	500
Event Complex	-	-	-	20,000
Sports & Recreation	181,106	-	-	27,868
Construction	10,548	-	-	-
Solid Waste	9,450	-	-	-
Parks	291,486	-	-	64,142
Cemetery	55,638	-	-	4,300
Streets	954,905	-	-	251,542
Water	20,906	-	-	-
Waste Water	-	-	-	-
Building Maintenance	124,793	-	-	59,000
Fleet Management	26,800	-	-	6,000
Warehouse	11,374	-	-	-
Police Adm.	-	-	-	-
Dispatch	-	-	-	4,600
Traffic Patrol	130,539	-	-	74,692
Detectives	-	-	-	6,800
Animal Control	27,546	-	-	1,500
County E911	-	-	-	-
Fire Adm.	731	-	-	2,292
Fire Operations	187,672	-	-	89,500
Emergency Management	561	-	-	-
Senior Citizen Center	12,710	-	-	2,142
Kid's Inc.	78,620	-	-	30,000
Museum	-	-	-	-
Hospital	-	-	-	-
Transfer to Debt Service	-	718,782	718,782	718,782
Operating Transfers	-	-	-	650,000
TOTAL ESTIMATED COST	3,079,186	58,169	164,558	2,304,590
OTHER USES				
Reserve for Specific Fund Purposes	893,776	2,766,444	3,078,004	1,025,829
Reserve for Emergencies and Shortfalls	-	-	-	-
TOTAL ESTIMATED USES	3,972,962	2,824,612	3,242,562	3,330,419

CITY OF WOODWARD
 CAPITAL PROJECT FUND
 BUDGET SUMMARY
 FISCAL YEAR 2021-2022

ESTIMATED RESOURCES

Taxes	-
Intergovernmental	-
<i>Grants-ODOT</i>	-
Operating Transfers	-
Subtotal - Revenues	-
OTHER RESOURCES	
Debt/Loan Proceeds	-
<i>34th Street</i>	-
<i>City Hall (Police building)</i>	330,000
<i>AMR</i>	-
<i>Stormwater Drainage</i>	-
<i>Oak St. Retention Pond</i>	-
Restricted Prior Year Reserves	-
Unrestricted Prior Year Reserves	-
TOTAL ESTIMATED RESOURCES	330,000

ESTIMATED USES

Non Departmental	-
City @ Large	-
<i>City Hall (Police building)</i>	330,000
<i>Quiet Zone</i>	-
Streets	
<i>34th Street Enhancement</i>	-
Water	
<i>AMR</i>	-
Stormwater	-
<i>Stormwater Drainage</i>	-
<i>Oak St. Retention Pond</i>	-
Transfers	-
TOTAL ESTIMATED COST	330,000

OTHER USES

Reserve for Capital Improvements	-
Reserve for Other Improvements	-
Reserve for Other Restricted Purposes	-
Reserve for Specific Fund Purposes	-
Reserve for Emergencies and Shortfalls	-
TOTAL ESTIMATED USES	330,000

CITY OF WOODWARD
GRANT FUND
BUDGET SUMMARY
FISCAL YEAR 2021-2022

ESTIMATED RESOURCES

Taxes	
Licenses & Permits	
Intergovernmental	
County - Emergency Mgmt.	42,000
State - Emergency Mgmt.	-
Federal - Emergency Mgmt.	-
OAC - Arts Grant	
State Aid - Library	11,644
AIP 34001080142017	-
AIP 34001080122014	-
COUNTY E911 PHONE	-
Charges for Services	-
Fines & Forfeitures	-
Interest	-
Rental/Lease	-
Miscellaneous	-
Operating Transfers	-
Subtotal - Revenues	53,644
OTHER RESOURCES	
Debt/Loan Proceeds	-
Restricted Prior Year Reserves	1,700
Unrestricted Prior Year Reserves	-
TOTAL ESTIMATED RESOURCES	55,344

ESTIMATED USES

ODOT - 'Tree Grant	-
County - Emergency Mgmt.	42,000
State - Emergency Mgmt.	-
Federal - Emergency Mgmt.	-
OAC - Arts Grant	-
State Aid - Library	11,644
AIP 34001080112013	-
AIP 34001080122014	-
OAC-ODAL Project	
E-911 PHONE	-
TSET - GF Dep 23	-
Transfers	-
TOTAL ESTIMATED COST	53,644

OTHER USES

Reserve for Capital Improvements	-
Reserve for Other Improvements	-
Reserve for Other Restricted Purposes	-
Reserve for Specific Fund Purposes	1,700
Reserve for Emergencies and Shortfalls	-
TOTAL ESTIMATED USES	55,344

**CITY OF WOODWARD
WOODWARD MUNICIPAL AIRPORT
FISCAL YEAR 2021-2022**

ESTIMATED RESOURCES

REVENUES	Prior Year Actual	Current Budget	Current Projection	Proposed Budget
Taxes	-	-	-	-
Licenses & Permits	-	-	-	-
Intergovernmental	-	-	-	-
Charges for Services	367,933	420,588	320,939	506,176
Fines & Forfeitures	-	-	-	-
Interest	697	248	-	-
Rental/Lease	-	-	-	-
Miscellaneous	10,602	345	771	771
Operating Transfers	85,117	135,000	-	850,000
Subtotal - Revenues	464,349	556,181	321,710	1,356,948
OTHER RESOURCES				
Debt/Loan Proceeds	-	-	-	-
Restricted Prior Year Reserves	-	378,000	92,000	10,000
Unrestricted Prior Year Reserves	-	-	-	-
TOTAL ESTIMATED RESOURCES	464,349	934,181	413,710	1,366,948

ESTIMATED USES

ESTIMATED USES	Prior Year Actual	Current Budget	Current Projection	Proposed Budget
Personnel Services	216,069	236,540	199,297	255,459
Materials & Supplies	285,500	333,974	223,238	394,305
Other Charges & Services	64,450	63,708	52,830	61,701
Capital Outlay	-	-	-	654,400
Transfers	-	-	-	-
TOTAL ESTIMATED COST	566,019	634,222	475,365	1,365,865

OTHER USES

Reserve for Capital Improvements	-	-	-	-
Reserve for Other Improvements	-	-	-	-
Reserve for Other Restricted Purposes	-	-	-	-
Reserve for Specific Fund Purposes	(101,670)	-	-	1,083
Reserve for Emergencies and Shortfalls	-	299,959	(61,655)	-
TOTAL ESTIMATED USES	464,349	934,181	413,710	1,366,948

CITY OF WOODWARD
CEMETERY CARE FUND
BUDGET SUMMARY
FISCAL YEAR 2021-2022

ESTIMATED RESOURCES

Taxes	-
Licenses & Permits	-
Intergovernmental	-
Charges for Services	9,500
Fines & Forfeitures	-
Interest	500
Rental/Lease	-
Miscellaneous	-
Operating Transfers	-
<i>Subtotal - Revenues</i>	<u>10,000</u>
<i>OTHER RESOURCES</i>	
Debt/Loan Proceeds	-
Restricted Prior Year Reserves	30,000
Unrestricted Prior Year Reserves	-
<i>TOTAL ESTIMATED RESOURCES</i>	<u><u>40,000</u></u>

ESTIMATED USES

Cemetery	-
Capital Outlay	-
Transfers	-
<i>TOTAL ESTIMATED COST</i>	<u>-</u>

OTHER USES

Reserve for Capital Improvements	-
Reserve for Other Improvements	-
Reserve for Other Restricted Purposes	-
Reserve for Specific Fund Purposes	40,000
Reserve for Emergencies and Shortfalls	-
<i>TOTAL ESTIMATED USES</i>	<u><u>40,000</u></u>

CITY OF WOODWARD
 PERPETUAL CARE FUND
 BUDGET SUMMARY
 FISCAL YEAR 2021-2022

ESTIMATED RESOURCES

Taxes	-
Licenses & Permits	-
Intergovernmental	-
Charges for Services	-
Fines & Forfeitures	-
Interest	250
Rental/Lease	-
Miscellaneous	-
Operating Transfers	-
<i>Subtotal - Revenues</i>	250
<i>OTHER RESOURCES</i>	
Debt/Loan Proceeds	-
Restricted Prior Year Reserves	14,000
Unrestricted Prior Year Reserves	-
<i>TOTAL ESTIMATED RESOURCES</i>	14,250

ESTIMATED USES

Cemetery	-
Capital Outlay	-
Transfers	-
<i>TOTAL ESTIMATED COST</i>	-
<i>OTHER USES</i>	
Reserve for Capital Improvements	-
Reserve for Other Improvements	-
Reserve for Other Restricted Purposes	-
Reserve for Specific Fund Purposes	14,250
Reserve for Emergencies and Shortfalls	-
<i>TOTAL ESTIMATED USES</i>	14,250

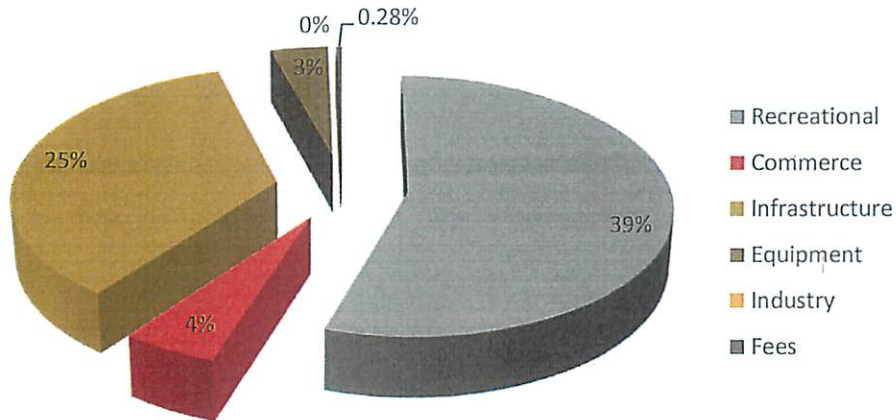
CITY OF WOODWARD
DEBT SERVICE FUND
FISCAL YEAR 2021-2022


ESTIMATED RESOURCES

Transfers In		
General Fund		-
Limited Purpose Fund	3,625,856	
Restricted Revenue Fund	718,782	
Enterprise Fund	706,432	
Hotel/Motel Fund		-
Interest		-
Miscellaneous		-
TOTAL ESTIMATED RESOURCES		5,051,069

ESTIMATED USES

Series 2006 Note	"Park"	709,766
Series 2007 Note	"Park"	728,997
Series 2008 Note	"Park"	424,930
Capital One Lease/Purchase	"Park Lighting"	85,917
USDA/SEB Notes	"Conference Center"	185,892
OIFA Note	"Deepwater"	-
TCF Lease	"BSGC"	13,200
Yamaha Lease	"BSGC"	27,809
JDF Lease	"BSGC Equipment"	12,173
Series 2015 Note	"34th Street Enhancement"	-
OWRB Note	"Sanitation Line"	94,615
FNB Note	"Ladder Truck"	87,706
Series 2013 Note	"Fire Station"	-
Series 2015a Lease	"City Hall"	399,601
Series 2016 Note	"Stormwater"	313,330
Series 2016 Note	"South Water Field"	104,443
Series 2018 Note	"34th ODOT / AMR"	436,340
Series 2020 Note	"34th / Fire Station"	1,402,390
WMGC Lease	"Golf Cart Lease"	9,960
Trustee Fees		14,000
TOTAL ESTIMATED USES		5,051,069





**PROPOSED
BUDGET DETAIL
2021-2022**



PROPOSED BUDGET WORKSHEET

AS OF: MAY 27TH, 2021

11 -GENERAL FUND

FINANCIAL SUMMARY

	PRIOR YEAR	----- CURRENT YEAR -----				PROJECTED BALANCE	PROPOSED BUDGET
	ACTUAL	ORIGINAL	AMENDED	Y-T-D			
	2019-2020	BUDGET	BUDGET	ACTUAL			

REVENUE SUMMARY

30 TAXES	7,794,822.55	6,812,128.00	6,812,128.00	7,152,769.51	6,640,042.85	7,921,156.00
31 LICENSES AND PERMITS	68,261.75	76,620.00	76,620.00	71,414.00	37,697.32	76,049.00
32 INTER GOVERNMENTAL	913,706.52	341,675.00	341,675.00	315,885.89	238,609.93	347,180.00
33 CHARGES FOR SERVICES	123,930.48	145,572.00	145,572.00	115,788.29	175,249.75	134,518.00
34 FEES AND FORFEITURES	348,028.43	388,352.00	388,352.00	312,738.85	431,355.85	333,227.00
35 INTEREST	66,153.26	88,133.00	88,133.00	42,264.28	131,968.26	63,980.00
36 MISCELLANEOUS	473,619.58	359,737.00	466,287.00	428,713.86	215,690.57	351,610.00
37 TRANSFER FROM OTHER FU	3,438,066.74	3,511,230.00	3,511,230.00	3,117,527.82	1,478,046.63	4,165,247.00
39 OTHER	0.00	2,500,000.00	2,500,000.00	0.00	0.00	1,945,000.00

*** TOTAL REVENUES ***	13,226,589.31	14,223,447.00	14,329,997.00	11,557,102.50	9,348,661.16	15,337,967.00
------------------------	---------------	---------------	---------------	---------------	--------------	---------------

EXPENDITURE SUMMARY

00 NON DEPARTMENTAL	0.00	501,496.00	564,934.56	0.00	374,840.97	1,512,032.00
01 CITY COMMISSION	42,254.82	42,435.00	42,435.00	29,599.57	41,756.83	41,460.00
02 CITY MANAGER	453,596.58	754,412.00	755,213.93	541,725.22	287,763.96	760,982.00
03 CITY ATTORNEY	53,417.21	57,062.00	57,062.00	46,659.41	63,505.64	53,062.00
04 MUNICIPAL JUDGE	40,768.10	46,343.00	46,343.00	42,440.63	36,000.00	46,343.00
05 CITY TREASURER	23,325.00	25,325.00	25,325.00	24,275.00	50,784.04	25,325.00
06 CODE ENFORCEMENT	257,971.62	278,149.00	278,798.72	230,584.95	184,499.31	277,015.00
08 INFORMATION TECHNOLOG	340,039.16	380,997.00	381,484.29	356,635.61	99,863.84	395,164.00
09 CONVENTION & VISITORS	739,865.43	821,230.00	822,529.44	644,028.14	687,978.13	815,248.00
20 HUMAN RESOURCES	184,745.62	226,384.00	226,708.86	167,157.18	0.00	235,307.00
21 CITY CLERK	153,595.88	158,269.00	158,593.86	133,805.31	169,027.97	160,275.00
22 CITY FINANCE	270,513.92	315,264.00	315,588.86	219,208.08	291,066.12	314,852.00
23 CITY AT LARGE	1,086,948.13	1,379,700.00	1,379,700.00	757,847.97	624,669.91	1,339,200.00
24 CITY COURT	100,818.69	89,489.00	89,813.86	80,455.38	52,407.86	90,514.00
25 PLANNING & COMMUNICAT	136,474.97	0.00	0.00	67.13	0.00	0.00
31 LIBRARY	373,723.90	396,297.00	397,190.36	327,319.15	345,901.76	388,053.00
57 ELECTRIC	132,109.54	150,311.00	150,635.86	126,479.83	0.00	151,517.00
58 EVENT COMPLEX	100,827.72	98,874.00	99,036.43	93,636.39	0.00	104,291.00
59 SPORTS & RECREATION	396,069.28	409,338.00	410,150.14	347,668.38	286,992.72	428,447.00
60 CONSTRUCTION	111,526.19	122,042.00	122,366.86	108,837.79	145,562.57	124,110.00
62 PARK	520,806.27	524,538.00	525,593.79	480,462.99	339,274.45	551,467.00
63 CEMETERY	121,321.93	129,591.00	137,915.86	126,334.58	105,508.31	131,621.00
64 STREET	495,244.96	576,046.00	577,183.01	501,596.81	889,437.22	639,218.00
67 BUILDING MAINTENANCE	334,617.48	384,940.00	394,908.22	344,077.08	353,954.87	429,671.00
68 FLEET MANAGEMENT	250,654.73	271,772.00	272,584.15	206,038.95	169,070.26	253,114.00
71 POLICE ADMINISTRATION	401,867.61	284,264.00	284,588.86	165,325.79	168,628.77	278,403.00
72 DISPATCH	241,067.72	230,013.00	232,825.15	230,490.12	186,508.29	256,652.00
73 TRAFFIC AND PATROL	1,627,352.10	1,810,747.00	1,816,014.38	1,465,942.57	1,432,477.75	1,888,393.00
74 DETECTIVES	219,279.66	331,298.00	331,704.07	199,007.48	224,091.92	285,617.00

PROPOSED BUDGET WORKSHEET

AS OF: MAY 27TH, 2021

11 -GENERAL FUND

DEPARTMENT REVENUES	PRIOR YEAR	----- CURRENT YEAR -----			PROJECTED BALANCE	PROPOSED BUDGET
	ACTUAL 2019-2020	ORIGINAL BUDGET	AMENDED BUDGET	Y-T-D ACTUAL		
<u>30 TAXES</u>						
3001 2% SALES TAX	5,541,324.94	4,661,363.00	4,661,363.00	5,055,293.78	5,090,153.82	5,532,283.00
3003 USE TAX	1,122,379.97	937,967.00	937,967.00	1,112,996.14	345,601.35	1,222,331.00
3004 FRANCHISE TAX	551,046.37	660,255.00	660,255.00	546,449.45	755,560.29	666,945.00
3007 CIGARRETTE SALES TAX	104,172.50	84,568.00	84,568.00	95,077.60	106,400.88	102,807.00
3008 ELECTRICAL SALES	4,262.88	4,430.00	4,430.00	4,536.29	4,844.65	4,694.00
3009 WEED ABATEMENT	12,074.32	14,689.00	14,689.00	10,979.67	9,436.89	11,855.00
3011 COUNTY E911	399,561.57	388,856.00	388,856.00	266,998.78	328,044.97	320,241.00
3020 DISPATCH SRV REIMB	<u>60,000.00</u>	<u>60,000.00</u>	<u>60,000.00</u>	<u>60,437.80</u>	<u>0.00</u>	<u>60,000.00</u>
TOTAL 30 TAXES	7,794,822.55	6,812,128.00	6,812,128.00	7,152,769.51	6,640,042.85	7,921,156.00
<u>31 LICENSES AND PERMITS</u>						
3101 LICN & PERMITS - CITY CLERK	39,230.00	44,460.00	44,460.00	48,080.00	607.50	48,553.00
3102 LICN & PERMITS - CODE ENFORCE	<u>29,031.75</u>	<u>32,160.00</u>	<u>32,160.00</u>	<u>23,334.00</u>	<u>37,089.82</u>	<u>27,496.00</u>
TOTAL 31 LICENSES AND PERMITS	68,261.75	76,620.00	76,620.00	71,414.00	37,697.32	76,049.00
<u>32 INTER GOVERNMENTAL</u>						
3201 BEVERAGE TAX	214,060.68	214,592.00	214,592.00	215,356.99	109,280.73	244,176.00
3204 POLICE (SECURITY.DONAT,MISC)	15,575.48	17,649.00	17,649.00	5,041.12	24,764.16	6,155.00
3212 MOTOR VEHICLE TAX	85,807.41	87,035.00	87,035.00	78,609.20	83,858.76	76,120.00
3213 GASOLINE TAX	21,064.15	22,399.00	22,399.00	16,878.58	20,706.28	20,729.00
3290 ON BEHALF PAYMENTS	<u>577,198.80</u>	<u>0.00</u>	<u>0.00</u>	<u>0.00</u>	<u>0.00</u>	<u>0.00</u>
TOTAL 32 INTER GOVERNMENTAL	913,706.52	341,675.00	341,675.00	315,885.89	238,609.93	347,180.00
<u>33 CHARGES FOR SERVICES</u>						
3301 CEMETERY 75%	36,587.50	33,393.00	33,393.00	31,972.50	29,094.75	30,170.00
3302 LEASE & RENT-GENERAL	16,986.13	17,550.00	17,550.00	12,892.64	6,394.06	14,052.00
3305 CRYSTAL BEACH COMPLEX	66,876.85	90,362.00	90,362.00	66,843.15	139,760.94	85,656.00
3399 JUVENILE-COMM SRV PROGRAM	<u>3,480.00</u>	<u>4,267.00</u>	<u>4,267.00</u>	<u>4,080.00</u>	<u>0.00</u>	<u>4,640.00</u>
TOTAL 33 CHARGES FOR SERVICES	123,930.48	145,572.00	145,572.00	115,788.29	175,249.75	134,518.00
<u>34 FEES AND FORFEITURES</u>						
3400 COURT TECHNOLOGY FEE	38,723.24	42,211.00	42,211.00	33,547.59	0.00	36,303.00
3401 POLICE FINES	272,512.39	303,789.00	303,789.00	246,756.97	327,422.07	262,402.00
3401-01POLICE TRAINING & ASSESMENT FE	9,453.09	10,252.00	10,252.00	8,042.03	10,492.26	8,600.00
3401-02POLICE DRUG SEIZURES	25.00	33.00	33.00	25.00	61,900.26	0.00
3401-03CITY JAIL BOOKING FEE	1,444.55	1,437.00	1,437.00	1,417.73	0.00	1,389.00
3401-04CITY INCARCERATION FEE(JAIL)	1,147.25	2,392.00	2,392.00	2,035.26	0.00	3,052.00
3401-05CITY MEDICAL FEE (JAIL)	570.40	561.00	561.00	557.05	0.00	541.00
3402 IMPOUND/ADOPTION FEE	4,462.00	5,536.00	5,536.00	3,890.00	7,602.00	3,847.00
3402-01ANIMAL DROPOFF/DISPOSAL	10,787.00	11,355.00	11,355.00	9,875.00	6,519.00	10,332.00
3403 JUVENILE COURT FINES	0.00	0.00	0.00	0.00	157.50	0.00
3404 JUVENILE COURT COSTS	420.00	480.00	480.00	870.00	1,387.50	760.00
3405 LIBRARY FINES	1,594.88	1,977.00	1,977.00	662.23	6,768.85	725.00
3406 LIBRARY COPIES	5,870.95	7,013.00	7,013.00	4,637.65	7,122.85	4,764.00
3407 LIBRARY NON-RESIDENT	405.00	540.00	540.00	0.00	1,147.95	0.00

PROPOSED BUDGET WORKSHEET

AS OF: MAY 27TH, 2021

11 -GENERAL FUND

DEPARTMENT REVENUES	PRIOR YEAR	----- CURRENT YEAR -----			PROJECTED	PROPOSED
	ACTUAL 2019-2020	ORIGINAL BUDGET	AMENDED BUDGET	Y-T-D ACTUAL		
3408 LIBRARY LOST ITEMS	390.47	485.00	485.00	321.25	459.10	392.00
3409 LIBRARY DONATIONS	0.50	1.00	1.00	0.00	3.00	0.00
3410 LIBRARY POSTAGE	168.71	221.00	221.00	93.09	362.86	109.00
3411 LIBRARY MISC.	53.00	69.00	69.00	8.00	10.65	11.00
TOTAL 34 FEES AND FORFEITURES	348,028.43	388,352.00	388,352.00	312,738.85	431,355.85	333,227.00
<u>35 INTEREST</u>						
3501 INTEREST	64,594.76	73,685.00	73,685.00	40,623.78	129,808.74	49,366.00
3503 WORKMENS COMP INTEREST	0.00	12,425.00	12,425.00	0.00	0.00	12,425.00
3506 CEMETERY DONATION	0.00	300.00	300.00	0.00	0.00	300.00
3507 AIR EVAC CUSTOMER ACCOUNTS	1,558.50	1,723.00	1,723.00	1,640.50	2,159.52	1,889.00
TOTAL 35 INTEREST	66,153.26	88,133.00	88,133.00	42,264.28	131,968.26	63,980.00
<u>36 MISCELLANEOUS</u>						
3601 MISC REVENUE	191,313.27	207,000.00	207,000.00	163,003.90	21,084.73	207,000.00
3602 WW COUNTY SALARY REIMB	36,000.00	36,000.00	36,000.00	30,000.00	36,000.00	36,000.00
3605 SHORT/OVER	2.00	25.00	25.00	3.28	22.50	25.00
3606 POLICE FINGERPRINTS	0.00	0.00	0.00	0.00	1,576.50	0.00
3609 EMG MGNT CITATION FEE	15,906.38	17,280.00	17,280.00	13,526.28	18,068.58	14,653.00
3610 HIGH SCHOOL OFFICER	89,292.28	82,212.00	82,212.00	89,886.61	0.00	82,212.00
3615 WALKING TRAIL DONATIONS	0.00	0.00	0.00	0.00	975.00	0.00
3616 FIREWORKS DONATION	0.00	2,500.00	2,500.00	0.00	0.00	0.00
3618 INSURANCE RECEIPTS	128,233.65	0.00	106,550.00	119,593.79	126,758.26	0.00
3619 KIDS INC FACILTY USE	10,100.00	10,000.00	10,000.00	11,250.00	11,250.00	10,000.00
3622 FIRE DEPARTMENT DONATIONS	72.00	1,720.00	1,720.00	1,450.00	0.00	1,720.00
3623 SR CENTER UTILITY	800.00	0.00	0.00	0.00	0.00	0.00
3626 INMATE TRANSPORTATION REVENUE	1,900.00	3,000.00	3,000.00	0.00	0.00	0.00
TOTAL 36 MISCELLANEOUS	473,619.58	359,737.00	466,287.00	428,713.86	215,690.57	351,610.00
<u>37 TRANSFER FROM OTHER FU</u>						
3705 TRANSFER FROM WMA-OPERATIONAL	2,700,000.00	2,500,000.00	2,500,000.00	2,475,000.00	675,000.00	3,100,000.00
3706 TRANSFER FROM WMA-SALES TAX RT	0.00	190,000.00	190,000.00	0.00	0.00	250,000.00
3707 TRANSFER FROM HOTEL/MOTEL TAX	738,066.74	821,230.00	821,230.00	642,527.82	803,046.63	815,247.00
TOTAL 37 TRANSFER FROM OTHER FU	3,438,066.74	3,511,230.00	3,511,230.00	3,117,527.82	1,478,046.63	4,165,247.00
<u>38 GRANT REVENUE</u>						
TOTAL						
<u>39 OTHER</u>						
3902 UNRESTRICTED PY RESERVES	0.00	2,500,000.00	2,500,000.00	0.00	0.00	1,945,000.00
TOTAL 39 OTHER	0.00	2,500,000.00	2,500,000.00	0.00	0.00	1,945,000.00
*** TOTAL REVENUES ***	13,226,589.31	14,223,447.00	14,329,997.00	11,557,102.50	9,348,661.16	15,337,967.00

PROPOSED BUDGET WORKSHEET

AS OF: MAY 27TH, 2021

11 -GENERAL FUND

01 CITY COMMISSION

DEPARTMENT EXPENDITURES

DEPARTMENT EXPENDITURES	PRIOR YEAR	CURRENT YEAR			PROJECTED BALANCE	PROPOSED BUDGET
	ACTUAL 2019-2020	ORIGINAL BUDGET	AMENDED BUDGET	Y-T-D ACTUAL		
<u>100 PERSONAL SERVICES</u>						
401-101 SALARIES	746.90	0.00	0.00	0.00	1,471.38	0.00
401-106 Part Time	1,500.20	1,500.00	1,500.00	1,384.80	0.00	1,500.00
401-111 CITY'S SHARE FICA	114.92	115.00	115.00	106.08	113.47	115.00
401-112 WORKMEN'S COMPENSATION	129.46	90.00	90.00	78.98	68.45	90.00
401-113 HEALTH INSURANCE	<u>21,169.56</u>	<u>19,905.00</u>	<u>19,905.00</u>	<u>9,159.13</u>	<u>14,129.37</u>	<u>19,905.00</u>
TOTAL 100 PERSONAL SERVICES	23,661.04	21,610.00	21,610.00	10,728.99	15,782.67	21,610.00
<u>200 MATERIAL & SUPPLIES</u>						
TOTAL						
<u>300 OTHER SERVICES & CHAR</u>						
401-317 TECHNOLOGY HARDWARE	417.80	225.00	225.00	0.00	0.00	250.00
401-318 TECHNOLOGY SOFTWARE	207.13	300.00	300.00	309.94	0.00	300.00
401-341 COMMUNICATIONS	2,985.84	3,300.00	3,300.00	2,596.43	0.00	2,600.00
401-363 TRAVEL & TRAINING	467.64	1,000.00	1,000.00	78.92	2,118.28	700.00
401-364 DUES & MEMBERSHIPS	<u>14,515.37</u>	<u>16,000.00</u>	<u>16,000.00</u>	<u>15,885.29</u>	<u>23,855.88</u>	<u>16,000.00</u>
TOTAL 300 OTHER SERVICES & CHAR	18,593.78	20,825.00	20,825.00	18,870.58	25,974.16	19,850.00
TOTAL 01 CITY COMMISSION	42,254.82	42,435.00	42,435.00	29,599.57	41,756.83	41,460.00

CITY OF WOODWARD
 PROPOSED BUDGET WORKSHEET
 AS OF: MAY 27TH, 2021

11 -GENERAL FUND
 03 CITY ATTORNEY

DEPARTMENT EXPENDITURES

	PRIOR YEAR	CURRENT YEAR			PROJECTED BALANCE	PROPOSED BUDGET
	ACTUAL 2019-2020	ORIGINAL BUDGET	AMENDED BUDGET	Y-T-D ACTUAL		
<u>100 PERSONAL SERVICES</u>						
403-106 PART-TIME	6,054.18	6,001.00	6,001.00	5,539.20	0.00	6,001.00
403-111 CITY'S SHARE FICA	459.16	459.00	459.00	423.84	0.00	459.00
403-112 WORKMEN'S COMPENSATION	<u>272.43</u>	<u>362.00</u>	<u>362.00</u>	<u>317.68</u>	<u>0.00</u>	<u>362.00</u>
TOTAL 100 PERSONAL SERVICES	6,785.77	6,822.00	6,822.00	6,280.72	0.00	6,822.00
<u>200 MATERIAL & SUPPLIES</u>						
TOTAL						
<u>300 OTHER SERVICES & CHAR</u>						
403-311 CONTRACTUAL	46,631.44	50,000.00	50,000.00	40,378.69	44,401.57	46,000.00
403-333 LEGAL EXPENSE - CITY ATTORNEY	0.00	0.00	0.00	0.00	19,104.07	0.00
403-364 DUES & MEMBERSHIPS	<u>0.00</u>	<u>240.00</u>	<u>240.00</u>	<u>0.00</u>	<u>0.00</u>	<u>240.00</u>
TOTAL 300 OTHER SERVICES & CHAR	46,631.44	50,240.00	50,240.00	40,378.69	63,505.64	46,240.00
TOTAL 03 CITY ATTORNEY	53,417.21	57,062.00	57,062.00	46,659.41	63,505.64	53,062.00

PROPOSED BUDGET WORKSHEET

AS OF: MAY 27TH, 2021

11 -GENERAL FUND

06 CODE ENFORCEMENT

DEPARTMENT EXPENDITURES

	PRIOR YEAR	CURRENT YEAR			PROJECTED	PROPOSED
	ACTUAL 2019-2020	ORIGINAL BUDGET	AMENDED BUDGET	Y-T-D ACTUAL		
<u>100 PERSONAL SERVICES</u>						
406-101 SALARIES	149,536.28	164,611.00	164,611.00	133,117.19	118,643.21	164,611.00
406-103 SICK LEAVE BUY BACK	1,165.77	876.00	876.00	0.00	0.00	1,376.00
406-105 FURLOUGH SAVINGS	0.00	(16,461.00)	(16,461.00)	0.00	0.00	(16,461.00)
406-108 OVERTIME	0.00	0.00	0.00	0.00	230.90	0.00
406-111 CITY'S SHARE FICA	10,755.82	12,057.00	12,057.00	9,512.78	9,216.46	12,071.00
406-112 WORKMEN'S COMPENSATION	7,410.80	9,504.00	9,504.00	8,341.74	5,619.31	9,515.00
406-113 HEALTH INSURANCE	52,228.96	52,528.00	52,528.00	46,438.53	21,738.97	53,028.00
406-114 CITY RETIREMENT	12,555.52	12,609.00	12,609.00	10,987.85	9,759.61	12,624.00
406-118 LONGEVITY	6,720.00	7,200.00	7,849.72	4,179.72	949.18	6,910.00
406-123 UNEMPLOYMENT	0.00	500.00	500.00	0.00	0.00	500.00
406-161 CELL PHONE STIPEND	840.00	840.00	840.00	700.00	0.00	840.00
406-163 SEVERANCE PAY	0.00	885.00	885.00	0.00	0.00	861.00
TOTAL 100 PERSONAL SERVICES	241,213.15	245,149.00	245,798.72	213,277.81	166,157.64	245,875.00
<u>200 MATERIAL & SUPPLIES</u>						
406-202 JANITORIAL SUPPLIES	6.38	0.00	0.00	0.00	324.58	0.00
406-203 OFFICE SUPPLIES	602.25	1,000.00	1,000.00	637.51	1,489.89	1,000.00
406-204 PETROLEUM	1,404.40	1,800.00	1,800.00	917.96	2,691.00	1,800.00
406-206 SAFETY EQUIPMENT	110.00	250.00	250.00	209.94	284.97	250.00
406-209 OTHER OPERATING SUPPLIES	0.00	0.00	0.00	0.00	1,653.93	0.00
406-214 MATERIALS AND SUPPLIES	296.72	1,650.00	1,650.00	478.91	0.00	1,000.00
TOTAL 200 MATERIAL & SUPPLIES	2,419.75	4,700.00	4,700.00	2,244.32	6,444.37	4,050.00
<u>300 OTHER SERVICES & CHAR</u>						
406-311 CONTRACTUAL	9,291.60	18,000.00	18,000.00	9,253.90	324.00	16,000.00
406-314 MOTIVE MAINTENANCE	678.87	1,350.00	1,350.00	619.04	884.70	1,350.00
406-315 MAINTENANCE NON-MOTIVE	0.00	0.00	0.00	9.89	210.79	0.00
406-317 TECHNOLOGY HARDWARE	266.96	395.00	395.00	423.86	0.00	445.00
406-318 TECHNOLOGY SOFTWARE	1,220.55	1,660.00	1,660.00	1,945.67	0.00	2,480.00
406-334 MEDICAL	0.00	115.00	115.00	154.04	0.00	115.00
406-341 COMMUNICATIONS	958.81	1,780.00	1,780.00	1,324.42	2,060.35	1,700.00
406-347 NATURAL GAS	0.00	0.00	0.00	0.00	1,843.32	0.00
406-348 ELECTRICITY	0.00	0.00	0.00	0.00	3,132.73	0.00
406-362 UNIFORMS	118.33	100.00	100.00	(78.00)	478.06	100.00
406-363 TRAVEL & TRAINING	1,313.60	2,800.00	2,800.00	300.00	1,883.35	2,800.00
406-364 DUES & MEMBERSHIPS	490.00	1,000.00	1,000.00	1,110.00	1,080.00	1,000.00
406-388 PCARD PURCHASES	0.00	1,100.00	1,100.00	0.00	0.00	1,100.00
TOTAL 300 OTHER SERVICES & CHAR	14,338.72	28,300.00	28,300.00	15,062.82	11,897.30	27,090.00
TOTAL 06 CODE ENFORCEMENT	257,971.62	278,149.00	278,798.72	230,584.95	184,499.31	277,015.00

PROPOSED BUDGET WORKSHEET

AS OF: MAY 27TH, 2021

11 -GENERAL FUND

08 INFORMATION TECHNOLOG

DEPARTMENT EXPENDITURES

	PRIOR YEAR	----- CURRENT YEAR -----			PROJECTED BALANCE	PROPOSED BUDGET
	ACTUAL 2019-2020	ORIGINAL BUDGET	AMENDED BUDGET	Y-T-D ACTUAL		
<u>100 PERSONAL SERVICES</u>						
408-101 SALARIES	120,233.43	139,027.00	139,027.00	115,561.28	36,251.65	141,190.00
408-105 FURLOUGH SAVINGS	0.00	(13,903.00)	(13,903.00)	0.00	0.00	(14,119.00)
408-108 OVERTIME	292.41	500.00	500.00	0.00	0.00	500.00
408-111 CITY'S SHARE FICA	8,638.45	9,849.00	9,849.00	8,519.82	2,824.07	10,039.00
408-112 WORKMEN'S COMPENSATION	5,810.35	7,764.00	7,764.00	6,814.50	1,542.27	7,913.00
408-113 HEALTH INSURANCE	22,721.00	24,588.00	24,588.00	24,143.28	4,823.01	24,918.00
408-114 CITY RETIREMENT	9,564.39	10,300.00	10,300.00	9,385.33	2,879.08	10,499.00
408-118 LONGEVITY	990.00	1,320.00	1,807.29	1,087.29	311.67	1,680.00
408-123 UNEMPLOYMENT	0.00	500.00	500.00	0.00	0.00	500.00
408-161 CELL PHONE STIPEND	1,155.00	1,260.00	1,260.00	1,155.00	0.00	1,260.00
408-163 SEVERANCE PAY	<u>0.00</u>	<u>1,306.00</u>	<u>1,306.00</u>	<u>0.00</u>	<u>0.00</u>	<u>1,481.00</u>
TOTAL 100 PERSONAL SERVICES	169,405.03	182,511.00	182,998.29	166,666.50	48,631.75	185,861.00
<u>200 MATERIAL & SUPPLIES</u>						
408-201 EXPENDABLE TOOLS	0.00	0.00	0.00	0.00	1,049.95	0.00
408-203 OFFICE SUPPLIES	58.68	150.00	150.00	225.27	6,405.66	100.00
408-204 PETROLEUM	169.55	250.00	250.00	129.66	69.00	250.00
408-206 SAFETY EQUIPMENT	0.00	0.00	0.00	0.00	171.33	0.00
408-209 OTHER OPERATING SUPPLIES	0.00	0.00	0.00	0.00	10,812.58	0.00
408-214 MATERIALS AND SUPPLIES	462.18	1,250.00	1,250.00	621.69	2,583.85	1,250.00
408-243 PROGRAMMING	<u>0.00</u>	<u>0.00</u>	<u>0.00</u>	<u>0.00</u>	<u>7,326.22</u>	<u>0.00</u>
TOTAL 200 MATERIAL & SUPPLIES	690.41	1,650.00	1,650.00	976.62	28,418.59	1,600.00
<u>300 OTHER SERVICES & CHAR</u>						
408-311 CONTRACTUAL	68,094.31	67,039.00	67,039.00	65,791.75	3,769.92	59,548.00
408-314 MOTIVE MAINTENANCE	98.95	300.00	300.00	445.79	18.00	300.00
408-315 MAINTENANCE NON-MOTIVE	0.00	0.00	0.00	0.00	2,167.36	0.00
408-317 TECHNOLOGY HARDWARE	8,185.46	8,000.00	8,000.00	6,615.89	0.00	7,800.00
408-318 TECHNOLOGY SOFTWARE	88,896.29	97,762.00	97,762.00	107,566.11	0.00	110,670.00
408-334 MEDICAL	113.54	115.00	115.00	0.00	0.00	115.00
408-341 COMMUNICATIONS	1,536.31	3,820.00	3,820.00	4,278.98	1,890.85	6,420.00
408-362 UNIFORMS	0.00	0.00	0.00	0.00	82.50	0.00
408-363 TRAVEL & TRAINING	3,018.86	3,250.00	3,250.00	4,293.97	1,983.67	6,300.00
408-364 DUES & MEMBERSHIPS	0.00	0.00	0.00	0.00	163.50	0.00
408-379 UNCLASSIFIED	0.00	0.00	0.00	0.00	8,888.71	0.00
408-388 PCARD PURCHASES	<u>0.00</u>	<u>16,550.00</u>	<u>16,550.00</u>	<u>0.00</u>	<u>0.00</u>	<u>16,550.00</u>
TOTAL 300 OTHER SERVICES & CHAR	169,943.72	196,836.00	196,836.00	188,992.49	18,964.51	207,703.00

PROPOSED BUDGET WORKSHEET

AS OF: MAY 27TH, 2021

11 -GENERAL FUND

09 CONVENTION & VISITORS

DEPARTMENT EXPENDITURES

	PRIOR YEAR ACTUAL 2019-2020	----- CURRENT YEAR -----			PROJECTED BALANCE	PROPOSED BUDGET
		ORIGINAL	AMENDED	Y-T-D		
		BUDGET	BUDGET	ACTUAL		
100 PERSONAL SERVICES						
409-101 SALARIES	301,607.87	310,773.00	310,773.00	263,279.80	84,888.89	341,973.00
409-105 FURLOUGH SAVINGS	0.00	(31,077.00)	(31,077.00)	0.00	0.00	(34,197.00)
409-106 PART-TIME	12,155.00	15,000.00	15,000.00	3,168.04	0.00	15,000.00
409-108 OVERTIME	3,759.71	7,500.00	7,500.00	4,133.69	0.00	7,500.00
409-111 CTY'S SHARE FICA	21,376.41	23,854.00	23,854.00	18,724.24	6,430.78	25,967.00
409-112 WORKMEN'S COMPENSATION	14,929.86	18,803.00	18,803.00	16,503.52	5,460.52	20,468.00
409-113 HEALTH INSURANCE	99,144.12	101,660.00	101,660.00	86,857.68	13,186.07	102,610.00
409-114 CITY RETIREMENT	24,576.33	24,946.00	24,946.00	21,610.07	6,852.37	27,155.00
409-118 LONGEVITY	1,920.00	2,450.00	3,749.44	2,159.44	56.66	2,590.00
409-123 UNEMPLOYMENT	0.00	500.00	500.00	218.75	0.00	500.00
409-161 CELL PHONE STIPEND	420.00	420.00	420.00	385.00	0.00	420.00
409-163 SEVERANCE PAY	0.00	6,677.00	6,677.00	0.00	0.00	6,070.00
TOTAL 100 PERSONAL SERVICES	479,889.30	481,506.00	482,805.44	417,040.23	116,875.29	516,056.00
200 MATERIAL & SUPPLIES						
409-202 JANITORIAL SUPPLIES	3,771.60	4,814.00	4,814.00	3,884.32	0.00	4,814.00
409-203 OFFICE SUPPLIES	523.60	1,500.00	1,500.00	581.88	12,858.61	1,000.00
409-204 PETROLEUM	45.71	400.00	400.00	58.39	28.50	200.00
409-206 SAFETY EQUIPMENT	10.32	0.00	0.00	28.81	0.00	100.00
409-209 OTHER OPERATING SUPPLIES	0.00	0.00	0.00	0.00	24,197.11	0.00
409-211 FIREWORKS	14,500.00	15,000.00	15,000.00	10,500.00	0.00	15,000.00
409-214 MATERIALS AND SUPPLIES	7,324.45	24,100.00	24,100.00	8,979.05	0.00	20,000.00
409-242 POSTAGE	96.56	300.00	300.00	203.20	485.47	300.00
TOTAL 200 MATERIAL & SUPPLIES	26,272.24	46,114.00	46,114.00	24,235.65	37,569.69	41,414.00
300 OTHER SERVICES & CHAR						
409-311 CONTRACTUAL	108,935.72	105,500.00	105,500.00	89,950.43	85,694.62	105,500.00
409-314 MAINTENANCE MOTIVE	47.85	600.00	600.00	263.27	0.00	500.00
409-315 MAINTENANCE NON-MOTIVE	2,781.32	12,550.00	12,550.00	6,166.42	0.00	15,000.00
409-317 TECHNOLOGY HARDWARE	4,402.71	3,945.00	3,945.00	4,052.25	0.00	3,620.00
409-318 TECHNOLOGY SOFTWARE	6,636.08	8,595.00	8,595.00	8,590.51	0.00	8,800.00
409-322 RENTALS	9,922.94	11,000.00	11,000.00	8,258.67	14,514.58	11,000.00
409-334 MEDICAL	231.62	230.00	230.00	109.00	81.75	200.00
409-341 COMMUNICATIONS	4,833.13	2,640.00	2,640.00	4,251.96	6,206.53	4,374.00
409-344 ADVERTISING-PRINTING	31,902.28	40,600.00	40,600.00	17,399.93	121,212.57	25,000.00
409-347 NATURAL GAS	3,093.24	4,000.00	4,000.00	3,647.16	0.00	4,000.00
409-362 UNIFORMS	85.70	300.00	300.00	0.00	0.00	300.00
409-363 TRAVEL & TRAINING	8,142.69	7,700.00	7,700.00	4,461.48	21,833.19	8,000.00
409-364 DUES & MEMBERSHIPS	1,372.38	2,000.00	2,000.00	720.51	5,777.67	1,000.00
409-365 MEALS/LODGING/MISC-GUESTS	913.47	0.00	0.00	79.83	5,779.00	400.00
409-370 PROMOTIONAL FEES	44,960.29	63,000.00	63,000.00	22,772.94	0.00	50,000.00
409-374 CONTRIBUTIONS/EVENTS	0.00	0.00	0.00	0.00	143,700.00	0.00
409-379 UNCLASSIFIED	0.00	0.00	0.00	0.00	113,675.47	0.00
409-387 PROJECTS	(3,789.50)	10,000.00	10,000.00	771.73	0.00	8,000.00
409-388 PCARD PURCHASES	0.00	5,150.00	5,150.00	0.00	0.00	0.00

CITY OF WOODWARD
 PROPOSED BUDGET WORKSHEET
 AS OF: MAY 27TH, 2021

11 -GENERAL FUND

20 HUMAN RESOURCES

DEPARTMENT EXPENDITURES

	PRIOR YEAR	CURRENT YEAR			PROJECTED BALANCE	PROPOSED BUDGET
	ACTUAL 2019-2020	ORIGINAL BUDGET	AMENDED BUDGET	Y-T-D ACTUAL		
<u>100 PERSONAL SERVICES</u>						
420-101 SALARIES	58,477.90	104,270.00	104,270.00	70,706.00	0.00	107,827.00
420-103 SICK LEAVE BUY BACK	930.42	797.00	797.00	0.00	0.00	1,040.00
420-105 FURLOUGH SAVINGS	0.00	(10,427.00)	(10,427.00)	0.00	0.00	(10,783.00)
420-106 PART-TIME	21,509.35	0.00	0.00	278.72	0.00	0.00
420-111 CITY'S SHARE FICA	6,423.46	7,677.00	7,677.00	5,266.98	0.00	8,024.00
420-112 WORKMEN'S COMPENSATION	4,169.97	6,052.00	6,052.00	5,311.90	0.00	6,324.00
420-113 HEALTH INSURANCE	6,710.76	25,734.00	25,734.00	11,834.51	0.00	26,014.00
420-114 CITY RETIREMENT	5,155.53	8,029.00	8,029.00	5,886.53	0.00	8,391.00
420-118 LONGEVITY	4,300.00	4,420.00	4,744.86	2,814.86	0.00	5,250.00
420-123 UNEMPLOYMENT	0.00	500.00	500.00	0.00	0.00	500.00
420-161 CELL PHONE STIPEND	420.00	420.00	420.00	385.00	0.00	420.00
420-163 SEVERANCE PAY	0.00	797.00	797.00	0.00	0.00	1,048.00
TOTAL 100 PERSONAL SERVICES	108,097.39	148,269.00	148,593.86	102,484.50	0.00	154,055.00
<u>200 MATERIAL & SUPPLIES</u>						
420-203 OFFICE SUPPLIES	963.19	1,500.00	1,500.00	1,730.69	0.00	2,100.00
420-242 POSTAGE	0.00	150.00	150.00	20.45	0.00	150.00
TOTAL 200 MATERIAL & SUPPLIES	963.19	1,650.00	1,650.00	1,751.14	0.00	2,250.00
<u>300 OTHER SERVICES & CHAR</u>						
420-311 CONTRACTUAL	996.00	1,000.00	1,000.00	1,104.00	0.00	1,200.00
420-317 TECHNOLOGY HARDWARE	595.91	695.00	695.00	775.75	0.00	595.00
420-318 TECHNOLOGY SOFTWARE	72,350.09	70,300.00	70,300.00	60,174.84	0.00	71,600.00
420-334 MEDICAL	0.00	115.00	115.00	0.00	0.00	115.00
420-341 COMMUNICATIONS	399.40	945.00	945.00	681.15	0.00	792.00
420-363 TRAVEL & TRAINING	1,108.64	2,500.00	2,500.00	85.00	0.00	3,600.00
420-364 DUES & MEMBERSHIPS	235.00	210.00	210.00	100.80	0.00	100.00
420-388 PCARD PURCHASES	0.00	700.00	700.00	0.00	0.00	1,000.00
TOTAL 300 OTHER SERVICES & CHAR	75,685.04	76,465.00	76,465.00	62,921.54	0.00	79,002.00
<u>400 CAPITAL OUTLAY</u>						
TOTAL						
TOTAL 20 HUMAN RESOURCES	184,745.62	226,384.00	226,708.86	167,157.18	0.00	235,307.00

PROPOSED BUDGET WORKSHEET

AS OF: MAY 27TH, 2021

11 -GENERAL FUND

21 CITY CLERK

DEPARTMENT EXPENDITURES

	PRIOR YEAR	----- CURRENT YEAR -----			PROJECTED	PROPOSED
	ACTUAL 2019-2020	ORIGINAL BUDGET	AMENDED BUDGET	Y-T-D ACTUAL		
<u>100 PERSONAL SERVICES</u>						
421-101 SALARIES	98,713.29	101,442.00	101,442.00	82,477.78	81,275.93	101,442.00
421-103 SICK LEAVE BUY BACK	214.95	0.00	0.00	0.00	0.00	0.00
421-105 FURLOUGH SAVINGS	0.00	(10,144.00)	(10,144.00)	0.00	0.00	(10,144.00)
421-108 OVERTIME	0.00	0.00	0.00	0.00	525.34	0.00
421-111 CITY'S SHARE FICA	7,225.11	7,162.00	7,162.00	5,937.67	6,104.98	7,230.00
421-112 WORKMEN'S COMPENSATION	4,325.74	5,646.00	5,646.00	4,955.50	3,970.27	5,699.00
421-113 HEALTH INSURANCE	17,520.39	17,943.00	17,943.00	21,315.04	9,716.86	18,223.00
421-114 CITY RETIREMENT	8,039.09	7,490.00	7,490.00	6,685.09	6,751.35	7,561.00
421-118 LONGEVITY	1,960.00	1,410.00	1,734.86	1,014.86	2,592.56	1,590.00
421-123 UNEMPLOYMENT	0.00	500.00	500.00	0.00	1,028.56	500.00
421-161 CELL PHONE STIPEND	420.00	420.00	420.00	385.00	0.00	420.00
421-163 SEVERANCE PAY	0.00	420.00	420.00	0.00	0.00	1,122.00
TOTAL 100 PERSONAL SERVICES	138,418.57	132,289.00	132,613.86	122,770.94	111,965.85	133,643.00
<u>200 MATERIAL & SUPPLIES</u>						
421-203 OFFICE SUPPLIES	397.78	1,250.00	1,250.00	1,040.34	5,614.27	1,250.00
421-204 PETROLEUM	241.20	700.00	700.00	0.00	240.00	700.00
421-209 OTHER OPERATING SUPPLIES	0.00	0.00	0.00	0.00	148.51	0.00
421-214 MATERIALS AND SUPPLIES	95.14	250.00	250.00	0.00	0.00	250.00
421-242 POSTAGE	72.62	5,000.00	5,000.00	2.80	0.00	5,000.00
TOTAL 200 MATERIAL & SUPPLIES	806.74	7,200.00	7,200.00	1,043.14	6,002.78	7,200.00
<u>300 OTHER SERVICES & CHAR</u>						
421-311 CONTRACTUAL	3,645.27	3,500.00	3,500.00	4,173.25	33,993.00	3,500.00
421-314 MOTIVE MAINTENANCE	15.92	1,200.00	1,200.00	0.00	0.00	1,200.00
421-315 MAINTENANCE NON-MOTIVE	0.00	180.00	180.00	0.00	17.82	180.00
421-317 TECHNOLOGY HARDWARE	1,429.41	1,395.00	1,395.00	1,177.52	0.00	1,595.00
421-318 TECHNOLOGY SOFTWARE	580.96	700.00	700.00	409.26	0.00	800.00
421-334 MEDICAL	0.00	115.00	115.00	0.00	0.00	115.00
421-341 COMMUNICATIONS	195.08	440.00	440.00	408.47	571.03	792.00
421-344 ADVERTISING-PRINTING	4,290.42	4,500.00	4,500.00	2,845.78	7,826.44	4,500.00
421-354 INSURANCE-BONDS	313.20	400.00	400.00	313.20	45.00	400.00
421-363 TRAVEL & TRAINING	3,313.31	4,500.00	4,500.00	388.75	3,359.89	4,500.00
421-364 DUES & MEMBERSHIPS	587.00	350.00	350.00	275.00	502.50	350.00
421-379 UNCLASSIFIED	0.00	0.00	0.00	0.00	4,743.66	0.00
421-388 PCARD PURCHASES	0.00	1,500.00	1,500.00	0.00	0.00	1,500.00
TOTAL 300 OTHER SERVICES & CHAR	14,370.57	18,780.00	18,780.00	9,991.23	51,059.34	19,432.00

CITY OF WOODWARD
 PROPOSED BUDGET WORKSHEET
 AS OF: MAY 27TH, 2021

11 -GENERAL FUND

22 CITY FINANCE

DEPARTMENT EXPENDITURES

	PRIOR YEAR	CURRENT YEAR			PROJECTED	PROPOSED
	ACTUAL 2019-2020	ORIGINAL BUDGET	AMENDED BUDGET	Y-T-D ACTUAL		
100 PERSONAL SERVICES						
422-101 SALARIES	125,219.80	137,634.00	137,634.00	101,269.93	164,631.94	137,634.00
422-105 FURLOUGH SAVINGS	0.00	(13,763.00)	(13,763.00)	0.00	0.00	(13,763.00)
422-108 OVERTIME	0.00	500.00	500.00	0.00	996.97	500.00
422-111 CITY'S SHARE FICA	8,567.42	9,812.00	9,812.00	7,405.87	12,057.54	9,786.00
422-112 WORKMEN'S COMPENSATION	5,805.84	7,734.00	7,734.00	6,788.21	7,905.86	7,714.00
422-113 HEALTH INSURANCE	32,195.58	31,734.00	31,734.00	20,370.59	27,159.92	32,154.00
422-114 CITY RETIREMENT	10,770.25	10,261.00	10,261.00	8,240.44	13,394.28	10,234.00
422-118 LONGEVITY	3,010.00	3,370.00	3,694.86	1,674.86	1,473.36	3,040.00
422-123 UNEMPLOYMENT	0.00	500.00	500.00	0.00	0.00	500.00
422-161 CELL PHONE STIPEND	420.00	420.00	420.00	385.00	0.00	420.00
422-163 SEVERANCE PAY	<u>0.00</u>	<u>17.00</u>	<u>17.00</u>	<u>0.00</u>	<u>0.00</u>	<u>10.00</u>
TOTAL 100 PERSONAL SERVICES	185,988.89	188,219.00	188,543.86	146,134.90	227,619.87	188,229.00
200 MATERIAL & SUPPLIES						
422-203 OFFICE SUPPLIES	6,597.13	2,200.00	2,200.00	1,543.89	8,914.18	2,200.00
422-209 OTHER OPERATING SUPPLIES	0.00	0.00	0.00	0.00	425.59	0.00
422-214 MATERIALS AND SUPPLIES	<u>0.00</u>	<u>0.00</u>	<u>0.00</u>	<u>151.91</u>	<u>0.00</u>	<u>0.00</u>
TOTAL 200 MATERIAL & SUPPLIES	6,597.13	2,200.00	2,200.00	1,695.80	9,339.77	2,200.00
300 OTHER SERVICES & CHAR						
422-311 CONTRACTUAL	70,875.00	83,000.00	83,000.00	66,365.00	495.00	82,000.00
422-317 TECHNOLOGY HARDWARE	586.85	780.00	780.00	287.52	0.00	1,010.00
422-318 TECHNOLOGY SOFTWARE	422.86	990.00	990.00	455.94	0.00	810.00
422-334 MEDICAL	0.00	115.00	115.00	0.00	0.00	115.00
422-337 CONSULTANT EXPENSE	0.00	0.00	0.00	0.00	42,025.95	0.00
422-341 COMMUNICATIONS	511.30	660.00	660.00	885.42	1,975.98	1,188.00
422-363 TRAVEL & TRAINING	3,522.39	5,500.00	5,500.00	1,810.00	8,082.19	5,500.00
422-364 DUES & MEMBERSHIPS	2,009.50	2,300.00	2,300.00	1,573.50	1,527.36	2,300.00
422-388 PCARD PURCHASES	<u>0.00</u>	<u>31,500.00</u>	<u>31,500.00</u>	<u>0.00</u>	<u>0.00</u>	<u>31,500.00</u>
TOTAL 300 OTHER SERVICES & CHAR	77,927.90	124,845.00	124,845.00	71,377.38	54,106.48	124,423.00
400 CAPITAL OUTLAY						
TOTAL						
<hr/>						
TOTAL 22 CITY FINANCE	<u>270,513.92</u>	<u>315,264.00</u>	<u>315,588.86</u>	<u>219,208.08</u>	<u>291,066.12</u>	<u>314,852.00</u>

PROPOSED BUDGET WORKSHEET

AS OF: MAY 27TH, 2021

11 -GENERAL FUND

24 CITY COURT

DEPARTMENT EXPENDITURES

	PRIOR YEAR	CURRENT YEAR			PROJECTED	PROPOSED
	ACTUAL 2019-2020	ORIGINAL BUDGET	AMENDED BUDGET	Y-T-D ACTUAL		
<u>100 PERSONAL SERVICES</u>						
424-101 SALARIES	69,375.65	67,371.00	67,371.00	56,038.93	32,212.40	67,371.00
424-105 FURLOUGH SAVINGS	0.00	(6,737.00)	(6,737.00)	0.00	0.00	(6,737.00)
424-108 OVERTIME	0.00	0.00	0.00	0.00	89.47	0.00
424-111 CITY'S SHARE FICA	5,152.91	4,750.00	4,750.00	4,232.10	2,249.32	4,768.00
424-112 WORKMEN'S COMPENSATION	2,806.63	3,744.00	3,744.00	3,286.14	1,547.82	3,758.00
424-113 HEALTH INSURANCE	9,596.41	6,771.00	6,771.00	6,658.81	4,858.43	7,051.00
424-114 CITY RETIREMENT	5,514.66	4,967.00	4,967.00	4,533.14	2,629.33	4,986.00
424-118 LONGEVITY	280.00	520.00	844.86	564.86	566.68	760.00
424-123 UNEMPLOYMENT	0.00	500.00	500.00	0.00	0.00	500.00
424-161 CELL PHONE STIPEND	420.00	420.00	420.00	385.00	0.00	420.00
424-163 SEVERANCE PAY	<u>0.00</u>	<u>433.00</u>	<u>433.00</u>	<u>0.00</u>	<u>0.00</u>	<u>433.00</u>
TOTAL 100 PERSONAL SERVICES	93,146.26	82,739.00	83,063.86	75,698.98	44,153.45	83,310.00
<u>200 MATERIAL & SUPPLIES</u>						
424-203 OFFICE SUPPLIES	302.12	1,300.00	1,300.00	1,119.00	2,096.43	1,300.00
424-214 MATERIALS AND SUPPLIES	<u>12.38</u>	<u>0.00</u>	<u>0.00</u>	<u>0.00</u>	<u>0.00</u>	<u>0.00</u>
TOTAL 200 MATERIAL & SUPPLIES	314.50	1,300.00	1,300.00	1,119.00	2,096.43	1,300.00
<u>300 OTHER SERVICES & CHAR</u>						
424-311 CONTRACTUAL	996.88	900.00	900.00	774.17	2,232.37	900.00
424-317 TECHNOLOGY HARDWARE	179.53	145.00	145.00	99.99	0.00	395.00
424-318 TECHNOLOGY SOFTWARE	1,625.19	1,875.00	1,875.00	1,954.50	0.00	1,875.00
424-334 MEDICAL	82.54	115.00	115.00	0.00	0.00	115.00
424-341 COMMUNICATIONS	738.11	660.00	660.00	612.74	584.32	864.00
424-344 ADVERTISING-PRINTING	0.00	125.00	125.00	0.00	0.00	125.00
424-363 TRAVEL & TRAINING	6.39	1,000.00	1,000.00	115.00	3,258.79	1,000.00
424-364 DUES & MEMBERSHIPS	55.00	130.00	130.00	81.00	82.50	130.00
424-388 PCARD PURCHASES	<u>0.00</u>	<u>500.00</u>	<u>500.00</u>	<u>0.00</u>	<u>0.00</u>	<u>500.00</u>
TOTAL 300 OTHER SERVICES & CHAR	3,683.64	5,450.00	5,450.00	3,637.40	6,157.98	5,904.00
<u>400 CAPITAL OUTLAY</u>						
424-402 CAPITAL OUTLAY (TECHNOLOGY)	<u>3,674.29</u>	<u>0.00</u>	<u>0.00</u>	<u>0.00</u>	<u>0.00</u>	<u>0.00</u>
TOTAL 400 CAPITAL OUTLAY	3,674.29	0.00	0.00	0.00	0.00	0.00
<hr/>						
TOTAL 24 CITY COURT	100,818.69	89,489.00	89,813.86	80,455.38	52,407.86	90,514.00

PROPOSED BUDGET WORKSHEET

AS OF: MAY 27TH, 2021

11 -GENERAL FUND

31 LIBRARY

DEPARTMENT EXPENDITURES

	PRIOR YEAR	----- CURRENT YEAR -----			PROJECTED BALANCE	PROPOSED BUDGET
	ACTUAL 2019-2020	ORIGINAL BUDGET	AMENDED BUDGET	Y-T-D ACTUAL		
<u>100 PERSONAL SERVICES</u>						
431-101 SALARIES	163,489.74	181,584.00	181,584.00	142,258.86	172,828.98	179,504.00
431-105 FURLOUGH SAVINGS	0.00	(18,158.00)	(18,158.00)	0.00	0.00	(17,950.00)
431-106 PART-TIME	18,790.00	24,440.00	24,440.00	9,170.00	9,509.59	24,440.00
431-111 CITY'S SHARE FICA	13,734.88	15,373.00	15,373.00	11,195.98	13,878.60	14,781.00
431-112 WORKMEN'S COMPENSATION	9,221.86	12,118.00	12,118.00	10,636.12	9,604.09	11,651.00
431-113 HEALTH INSURANCE	36,268.14	31,233.00	31,233.00	34,960.53	30,446.93	31,933.00
431-114 CITY RETIREMENT	14,054.70	16,077.00	16,077.00	11,899.57	14,347.24	15,457.00
431-118 LONGEVITY	12,950.00	12,170.00	13,063.36	6,993.36	6,516.82	6,300.00
431-123 UNEMPLOYMENT	0.00	500.00	500.00	0.00	0.00	500.00
431-161 CELL PHONE STIPEND	420.00	420.00	420.00	385.00	0.00	420.00
431-163 SEVERANCE PAY	<u>0.00</u>	<u>425.00</u>	<u>425.00</u>	<u>0.00</u>	<u>0.00</u>	<u>422.00</u>
TOTAL 100 PERSONAL SERVICES	268,929.32	276,182.00	277,075.36	227,499.42	257,132.25	267,458.00
<u>200 MATERIAL & SUPPLIES</u>						
431-202 JANITORIAL SUPPLIES	3,695.82	4,250.00	4,250.00	3,548.79	2,363.94	4,250.00
431-203 OFFICE SUPPLIES	599.14	1,000.00	1,000.00	907.83	14,201.10	1,000.00
431-204 PETROLEUM	83.08	300.00	300.00	40.03	174.00	300.00
431-209 OTHER OPERATING SUPPLIES	0.00	0.00	0.00	0.00	15,253.68	0.00
431-212 REFERENCE MATERIAL	45,092.29	47,000.00	47,000.00	47,870.91	34,775.97	47,000.00
431-214 MATERIALS AND SUPPLIES	4,472.46	4,700.00	4,700.00	3,817.60	0.00	4,700.00
431-242 POSTAGE	2,867.50	3,000.00	3,000.00	1,350.31	2,224.65	3,000.00
431-243 PROGRAMMING	<u>8,364.19</u>	<u>9,000.00</u>	<u>9,000.00</u>	<u>7,902.83</u>	<u>9,702.13</u>	<u>9,000.00</u>
TOTAL 200 MATERIAL & SUPPLIES	65,174.48	69,250.00	69,250.00	65,438.30	78,695.47	69,250.00
<u>300 OTHER SERVICES & CHAR</u>						
431-311 CONTRACTUAL	20,454.95	19,625.00	19,625.00	17,942.73	2,268.00	19,220.00
431-314 MOTIVE MAINTENANCE	56.23	300.00	300.00	81.05	0.00	300.00
431-315 MAINTENANCE NON-MOTIVE	0.00	1,000.00	1,000.00	0.00	2,191.66	1,000.00
431-317 TECHNOLOGY HARDWARE	3,151.87	4,240.00	4,240.00	2,565.16	0.00	4,240.00
431-318 TECHNOLOGY SOFTWARE	1,870.63	1,605.00	1,605.00	1,853.58	0.00	1,800.00
431-334 MEDICAL	162.54	115.00	115.00	54.50	365.25	115.00
431-341 COMMUNICATIONS	1,157.00	6,030.00	6,030.00	1,447.20	1,489.05	6,720.00
431-347 NATURAL GAS	2,497.64	3,000.00	3,000.00	2,992.75	3,046.08	3,000.00
431-348 ELECTRICITY	8,367.96	8,000.00	8,000.00	6,482.04	0.00	8,000.00
431-363 TRAVEL & TRAINING	969.53	800.00	800.00	521.42	91.50	800.00
431-364 DUES & MEMBERSHIPS	299.80	800.00	800.00	372.00	622.50	800.00
431-388 PCARD PURCHASES	<u>0.00</u>	<u>5,350.00</u>	<u>5,350.00</u>	<u>0.00</u>	<u>0.00</u>	<u>5,350.00</u>
TOTAL 300 OTHER SERVICES & CHAR	38,988.15	50,865.00	50,865.00	34,312.43	10,074.04	51,345.00

PROPOSED BUDGET WORKSHEET

AS OF: MAY 27TH, 2021

11 -GENERAL FUND

57 ELECTRIC

DEPARTMENT EXPENDITURES

	PRIOR YEAR	----- CURRENT YEAR -----			PROJECTED	PROPOSED
	ACTUAL 2019-2020	ORIGINAL BUDGET	AMENDED BUDGET	Y-T-D ACTUAL		
<u>100 PERSONAL SERVICES</u>						
457-101 SALARIES	66,556.35	73,757.00	73,757.00	63,444.59	0.00	73,757.00
457-102 STANDBY	180.00	1,000.00	1,000.00	545.52	0.00	1,000.00
457-105 FURLOUGH SAVINGS	0.00	(7,376.00)	(7,376.00)	0.00	0.00	(7,376.00)
457-111 CITY'S SHARE FICA	4,373.92	5,311.00	5,311.00	4,253.58	0.00	5,363.00
457-112 WORKMEN'S COMPENSATION	3,123.38	4,186.00	4,186.00	3,674.11	0.00	4,227.00
457-113 HEALTH INSURANCE	27,038.07	27,166.00	27,166.00	26,651.60	0.00	27,166.00
457-114 CITY RETIREMENT	5,366.94	5,554.00	5,554.00	5,165.64	0.00	5,608.00
457-118 LONGEVITY	1,020.00	1,240.00	1,564.86	904.86	0.00	1,480.00
457-123 UNEMPLOYMENT	0.00	500.00	500.00	0.00	0.00	500.00
457-163 SEVERANCE PAY	0.00	298.00	298.00	0.00	0.00	737.00
TOTAL 100 PERSONAL SERVICES	107,658.66	111,636.00	111,960.86	104,639.90	0.00	112,462.00
<u>200 MATERIAL & SUPPLIES</u>						
457-201 EXPANDABLE TOOLS	1,600.89	800.00	800.00	1,161.51	0.00	800.00
457-203 OFFICE SUPPLIES	37.84	50.00	50.00	86.14	0.00	50.00
457-204 PETROLEUM	1,878.77	2,000.00	2,000.00	2,147.84	0.00	2,000.00
457-205 CHEMICALS/FERTILIZERS	14.90	0.00	0.00	6.09	0.00	0.00
457-206 SAFETY EQUIPMENT	263.44	450.00	450.00	237.02	0.00	450.00
457-214 MATERIALS AND SUPPLIES	3,952.01	5,000.00	5,000.00	2,310.85	0.00	5,000.00
TOTAL 200 MATERIAL & SUPPLIES	7,747.85	8,300.00	8,300.00	5,949.45	0.00	8,300.00
<u>300 OTHER SERVICES & CHAR</u>						
457-311 CONTRACTUAL	4,290.00	5,000.00	5,000.00	3,965.00	0.00	5,000.00
457-314 MOTIVE MAINTENANCE	1,089.20	6,500.00	6,500.00	4,218.72	0.00	6,500.00
457-315 MAINTENANCE NON-MOTIVE	1,322.20	3,000.00	3,000.00	2,936.76	0.00	3,000.00
457-317 TECHNOLOGY HARDWARE	0.00	150.00	150.00	195.38	0.00	150.00
457-318 TECHNOLOGY SOFTWARE	75.02	160.00	160.00	173.35	0.00	200.00
457-322 RENTALS	357.50	250.00	250.00	0.00	0.00	250.00
457-334 MEDICAL	113.54	115.00	115.00	80.00	0.00	115.00
457-341 COMMUNICATIONS	592.45	600.00	600.00	542.85	0.00	940.00
457-348 ELECTRICITY	3,464.86	3,800.00	3,800.00	2,351.63	0.00	3,800.00
457-362 UNIFORMS	268.97	200.00	200.00	48.00	0.00	200.00
457-363 TRAVEL & TRAINING	160.29	1,500.00	1,500.00	1,303.79	0.00	1,500.00
457-364 DUES & MEMBERSHIPS	75.00	100.00	100.00	75.00	0.00	100.00
457-388 PCARD PURCHASES	0.00	9,000.00	9,000.00	0.00	0.00	9,000.00
TOTAL 300 OTHER SERVICES & CHAR	11,809.03	30,375.00	30,375.00	15,890.48	0.00	30,755.00

PROPOSED BUDGET WORKSHEET

AS OF: MAY 27TH, 2021

11 -GENERAL FUND

59 SPORTS & RECREATION

DEPARTMENT EXPENDITURES

	PRIOR YEAR ACTUAL 2019-2020	CURRENT YEAR			PROJECTED BALANCE	PROPOSED BUDGET
		ORIGINAL BUDGET	AMENDED BUDGET	Y-T-D ACTUAL		
<u>100 PERSONAL SERVICES</u>						
459-101 SALARIES	131,296.78	138,091.00	138,091.00	117,344.93	44,554.64	158,891.00
459-105 FURLOUGH SAVINGS	0.00	(13,809.00)	(13,809.00)	0.00	91,419.43	(15,889.00)
459-106 PART TIME	14,124.75	17,000.00	17,000.00	12,142.00	0.00	17,000.00
459-108 OVERTIME	13,585.24	10,000.00	10,000.00	8,470.89	12,849.46	10,000.00
459-111 CITY'S SHARE FICA	11,275.54	11,947.00	11,947.00	10,237.64	11,154.69	13,411.00
459-112 WORKMEN'S COMPENSATION	7,065.44	9,417.00	9,417.00	8,265.40	5,037.33	10,571.00
459-113 HEALTH INSURANCE	31,184.08	28,012.00	28,012.00	29,908.04	12,139.07	28,452.00
459-114 CITY RETIREMENT	11,665.39	12,239.00	12,239.00	10,361.35	3,600.52	13,935.00
459-118 LONGEVITY	2,980.97	3,470.00	4,282.14	2,432.14	0.00	3,500.00
459-123 UNEMPLOYMENT	0.00	500.00	500.00	420.42	0.00	500.00
459-161 CELL PHONE STIPEND	420.00	420.00	420.00	385.00	0.00	420.00
459-163 SEVERANCE PAY	0.00	921.00	921.00	0.00	0.00	1,302.00
TOTAL 100 PERSONAL SERVICES	223,598.19	218,208.00	219,020.14	199,967.81	180,755.14	242,093.00
<u>200 MATERIAL & SUPPLIES</u>						
459-201 EXPENDABLE TOOLS	1,252.83	2,000.00	2,000.00	2,490.76	1,067.64	2,000.00
459-202 JANITORIAL SUPPLIES	2,555.19	3,500.00	3,500.00	2,257.74	1,791.40	2,800.00
459-203 OFFICE SUPPLIES	19.00	500.00	500.00	420.05	478.56	500.00
459-204 PETROLEUM	4,088.36	3,500.00	3,500.00	2,382.19	423.00	3,500.00
459-205 CHEMICALS/FERTILIZERS	13,303.45	20,000.00	20,000.00	2,014.18	167.95	20,000.00
459-206 SAFETY EQUIPMENT	1,545.46	1,500.00	1,500.00	1,264.87	290.92	1,500.00
459-213 POOL OPERATING SUPPLIES	0.00	0.00	0.00	0.00	8,238.45	0.00
459-214 MATERIALS AND SUPPLIES	36,205.24	30,000.00	30,000.00	28,026.52	1,644.21	30,000.00
TOTAL 200 MATERIAL & SUPPLIES	58,969.53	61,000.00	61,000.00	38,856.31	14,102.13	60,300.00
<u>300 OTHER SERVICES & CHAR</u>						
459-311 CONTRACTUAL	31,901.65	29,000.00	29,000.00	39,578.08	75.31	29,000.00
459-314 MOTIVE MAINTENANCE	4,258.69	4,500.00	4,500.00	5,937.96	96.25	5,000.00
459-315 MAINTENANCE NON-MOTIVE	17,347.80	16,200.00	16,200.00	8,951.20	327.72	16,200.00
459-317 TECHNOLOGY HARDWARE	799.81	850.00	850.00	27.98	0.00	1,200.00
459-318 TECHNOLOGY SOFTWARE	746.41	900.00	900.00	274.35	0.00	900.00
459-322 RENTALS	3,355.00	4,000.00	4,000.00	1,125.00	0.00	4,000.00
459-334 MEDICAL	227.08	1,000.00	1,000.00	425.98	3,365.25	1,000.00
459-341 COMMUNICATIONS	4,960.19	5,880.00	5,880.00	1,811.27	5,879.26	2,454.00
459-344 ADVERTISING-PRINTING	191.88	500.00	500.00	0.00	0.00	500.00
459-347 NATURAL GAS	7,569.31	11,000.00	11,000.00	12,425.06	6,281.44	11,000.00
459-348 ELECTRICITY	31,559.63	32,000.00	32,000.00	30,160.16	57,884.92	32,000.00
459-362 UNIFORMS	184.98	600.00	600.00	549.07	804.33	600.00
459-363 TRAVEL & TRAINING	1,021.84	2,000.00	2,000.00	0.00	3,275.79	2,000.00
459-364 DUES & MEMBERSHIPS	40.00	250.00	250.00	0.00	0.00	250.00
459-373 INMATE SERVICES	1,822.50	1,500.00	1,500.00	0.00	0.00	0.00
459-387 PROJECTS/EVENTS	3,662.39	13,950.00	13,950.00	7,578.15	0.00	13,950.00
459-388 PCARD PURCHASES	0.00	6,000.00	6,000.00	0.00	0.00	6,000.00
459-391 CONCESSIONS	0.00	0.00	0.00	0.00	14,145.18	0.00
TOTAL 300 OTHER SERVICES & CHAR	109,649.16	130,130.00	130,130.00	108,844.26	92,135.45	126,054.00

PROPOSED BUDGET WORKSHEET

AS OF: MAY 27TH, 2021

11 -GENERAL FUND

60 CONSTRUCTION

DEPARTMENT EXPENDITURES

	PRIOR YEAR	----- CURRENT YEAR -----			PROJECTED BALANCE	PROPOSED BUDGET
	ACTUAL	ORIGINAL	AMENDED	Y-T-D		
	2019-2020	BUDGET	BUDGET	ACTUAL		
<u>100 PERSONAL SERVICES</u>						
460-101 SALARIES	63,677.90	71,053.00	71,053.00	59,260.20	87,334.45	71,053.00
460-102 STANDBY	261.20	500.00	500.00	0.00	306.23	500.00
460-103 SICK LEAVE BUY BACK	824.54	655.00	655.00	0.00	0.00	932.00
460-105 FURLOUGH SAVINGS	0.00	(7,105.00)	(7,105.00)	0.00	0.00	(7,105.00)
460-108 OVERTIME	0.00	2,000.00	2,000.00	0.00	2,900.33	2,000.00
460-111 CITY'S SHARE FICA	4,829.27	5,577.00	5,577.00	4,329.27	6,992.84	5,618.00
460-112 WORKMEN'S COMPENSATION	3,245.23	4,396.00	4,396.00	3,858.36	4,433.59	4,428.00
460-113 HEALTH INSURANCE	18,258.32	18,473.00	18,473.00	18,122.11	20,593.66	18,693.00
460-114 CITY RETIREMENT	5,554.39	5,833.00	5,833.00	4,963.41	7,603.34	5,875.00
460-118 LONGEVITY	4,640.00	4,880.00	5,204.86	2,724.86	3,371.74	5,120.00
460-123 UNEMPLOYMENT	417.33	500.00	500.00	0.00	0.00	500.00
460-161 CELL PHONE STIPEND	420.00	420.00	420.00	385.00	0.00	420.00
460-163 SEVERANCE PAY	0.00	425.00	425.00	0.00	0.00	441.00
TOTAL 100 PERSONAL SERVICES	102,128.18	107,607.00	107,931.86	93,643.21	133,536.18	108,475.00
<u>200 MATERIAL & SUPPLIES</u>						
460-201 EXPENDABLE TOOLS	97.63	900.00	900.00	610.89	819.96	900.00
460-203 OFFICE SUPPLIES	0.00	120.00	120.00	0.00	14.76	120.00
460-204 PETROLEUM	2,404.24	2,800.00	2,800.00	1,513.31	4,387.50	2,800.00
460-206 SAFETY EQUIPMENT	298.27	600.00	600.00	188.58	666.34	600.00
460-214 MATERIALS AND SUPPLIES	2,488.87	3,500.00	3,500.00	2,839.16	1,199.14	3,500.00
TOTAL 200 MATERIAL & SUPPLIES	5,289.01	7,920.00	7,920.00	5,151.94	7,087.70	7,920.00
<u>300 OTHER SERVICES & CHAR</u>						
460-314 MOTIVE MAINTENANCE	2,265.06	2,500.00	2,500.00	9,538.02	2,706.16	5,000.00
460-315 MAINTENANCE NON-MOTIVE	287.92	600.00	600.00	90.00	0.00	600.00
460-317 TECHNOLOGY HARDWARE	39.99	100.00	100.00	42.25	0.00	100.00
460-318 TECHNOLOGY SOFTWARE	38.03	150.00	150.00	137.18	0.00	150.00
460-322 RENTALS	0.00	200.00	200.00	0.00	0.00	200.00
460-334 MEDICAL	0.00	115.00	115.00	0.00	0.00	115.00
460-362 UNIFORMS	171.00	200.00	200.00	52.00	1,694.62	200.00
460-363 TRAVEL & TRAINING	0.00	100.00	100.00	91.19	73.12	100.00
460-364 DUES & MEMBERSHIPS	92.00	0.00	0.00	92.00	464.79	0.00
460-373 INMATE SERVICES	1,215.00	1,300.00	1,300.00	0.00	0.00	0.00
460-388 PCARD PURCHASES	0.00	1,250.00	1,250.00	0.00	0.00	1,250.00
TOTAL 300 OTHER SERVICES & CHAR	4,109.00	6,515.00	6,515.00	10,042.64	4,938.69	7,715.00

PROPOSED BUDGET WORKSHEET

AS OF: MAY 27TH, 2021

11 --GENERAL FUND

60 CONSTRUCTION

DEPARTMENT EXPENDITURES

DEPARTMENT EXPENDITURES	PRIOR YEAR	----- CURRENT YEAR -----			PROJECTED BALANCE	PROPOSED BUDGET
	ACTUAL 2019-2020	ORIGINAL BUDGET	AMENDED BUDGET	Y-T-D ACTUAL		
<u>400 CAPITAL OUTLAY</u>						
TOTAL						
TOTAL 60 CONSTRUCTION	111,526.19	122,042.00	122,366.86	108,837.79	145,562.57	124,110.00

PROPOSED BUDGET WORKSHEET

AS OF: MAY 27TH, 2021

11 -GENERAL FUND

62 PARK

DEPARTMENT EXPENDITURES

	PRIOR YEAR ACTUAL 2019-2020	CURRENT YEAR			PROJECTED BALANCE	PROPOSED BUDGET
		ORIGINAL	AMENDED	Y-T-D		
		BUDGET	BUDGET	ACTUAL		
100 PERSONAL SERVICES						
462-101 SALARIES	204,148.87	217,942.00	217,942.00	182,907.70	162,857.03	216,549.00
462-102 STANDBY	1,053.20	750.00	750.00	1,020.00	685.68	750.00
462-105 FURLOUGH SAVINGS	0.00	(21,794.00)	(21,794.00)	0.00	0.00	(21,655.00)
462-106 PART-TIME	9,226.00	12,325.00	12,325.00	9,807.50	12,268.62	12,325.00
462-108 OVERTIME	51.75	6,500.00	6,500.00	454.96	5,390.26	6,500.00
462-109 EDUCATION/CDL INCENTIVE	950.00	600.00	600.00	550.00	850.02	600.00
462-111 CITY'S SHARE FICA	15,681.39	16,984.00	16,984.00	14,006.62	13,735.99	16,999.00
462-112 WORKMEN'S COMPENSATION	10,372.40	13,387.00	13,387.00	11,749.87	8,489.54	13,400.00
462-113 HEALTH INSURANCE	52,137.70	50,237.00	50,237.00	57,962.91	53,471.98	50,927.00
462-114 CITY RETIREMENT	17,484.76	17,761.00	17,761.00	15,100.79	13,933.68	17,777.00
462-118 LONGEVITY	6,120.00	5,120.00	6,175.79	4,265.79	2,110.88	5,510.00
462-123 UNEMPLOYMENT	0.00	500.00	500.00	0.00	0.00	500.00
462-161 CELL PHONE STIPEND	665.00	420.00	420.00	525.00	0.00	420.00
462-163 SEVERANCE PAY	0.00	666.00	666.00	0.00	0.00	1,735.00
TOTAL 100 PERSONAL SERVICES	317,891.07	321,398.00	322,453.79	298,351.14	273,793.68	322,337.00
200 MATERIAL & SUPPLIES						
462-201 EXPENDABLE TOOLS	886.90	800.00	800.00	1,543.22	505.11	2,000.00
462-202 JANITORIAL SUPPLIES	3,510.16	3,200.00	3,200.00	3,586.57	1,652.13	3,200.00
462-203 OFFICE SUPPLIES	288.27	600.00	600.00	456.62	594.07	600.00
462-204 PETROLEUM	7,414.63	8,000.00	8,000.00	6,046.86	9,501.00	6,000.00
462-205 CHEMICALS/FERTILIZERS	6,789.87	7,000.00	7,000.00	6,779.86	862.50	11,000.00
462-206 SAFETY EQUIPMENT	2,462.85	2,400.00	2,400.00	2,081.24	1,779.63	2,400.00
462-209 OTHER OPERATING SUPPLIES	0.00	0.00	0.00	0.00	209.04	0.00
462-213 POOL OPERATING SUPPLIES	39,550.60	35,000.00	35,000.00	46,987.80	0.00	35,000.00
462-214 MATERIALS AND SUPPLIES	21,912.06	22,000.00	22,000.00	20,761.21	5,872.15	22,000.00
TOTAL 200 MATERIAL & SUPPLIES	82,815.34	79,000.00	79,000.00	88,243.38	20,975.63	82,200.00
300 OTHER SERVICES & CHAR						
462-311 CONTRACTUAL	35,480.00	36,000.00	36,000.00	24,794.25	82.50	63,500.00
462-314 MOTIVE MAINTENANCE	6,482.22	4,000.00	4,000.00	4,100.15	588.67	4,000.00
462-315 MAINTENANCE NON-MOTIVE	7,543.77	10,000.00	10,000.00	10,165.71	8,904.51	11,000.00
462-317 TECHNOLOGY HARDWARE	438.19	500.00	500.00	714.04	0.00	500.00
462-318 TECHNOLOGY SOFTWARE	140.95	150.00	150.00	137.18	0.00	150.00
462-322 RENTALS	1,242.00	1,500.00	1,500.00	1,610.00	0.00	1,500.00
462-334 MEDICAL	747.24	230.00	230.00	469.16	485.25	500.00
462-341 COMMUNICATIONS	2,108.73	4,060.00	4,060.00	2,636.18	9,604.51	3,480.00
462-347 NATURAL GAS	3,089.19	3,500.00	3,500.00	3,700.69	10,418.44	3,500.00
462-348 ELECTRICITY	47,566.01	49,000.00	49,000.00	40,682.39	10,236.09	46,000.00
462-349 LAKE SERVICES	6,400.00	6,400.00	6,400.00	4,000.00	0.00	6,400.00
462-362 UNIFORMS	818.10	600.00	600.00	518.85	3,775.27	600.00
462-363 TRAVEL & TRAINING	176.77	700.00	700.00	180.87	83.11	700.00
462-364 DUES & MEMBERSHIPS	240.00	350.00	350.00	159.00	326.79	350.00
462-373 INMATE SERVICES	1,822.50	2,400.00	2,400.00	0.00	0.00	0.00
462-388 PCARD PURCHASES	0.00	4,750.00	4,750.00	0.00	0.00	4,750.00

PROPOSED BUDGET WORKSHEET

AS OF: MAY 27TH, 2021

11 -GENERAL FUND

63 CEMETERY

DEPARTMENT EXPENDITURES

	PRIOR YEAR ACTUAL 2019-2020	CURRENT YEAR			PROJECTED BALANCE	PROPOSED BUDGET
		ORIGINAL BUDGET	AMENDED BUDGET	Y-T-D ACTUAL		
100 PERSONAL SERVICES						
463-101 SALARIES	58,853.72	63,336.00	63,336.00	54,627.67	47,063.90	63,336.00
463-102 STANDBY	2,122.84	2,000.00	2,000.00	1,876.72	1,476.27	2,000.00
463-103 SICK LEAVE BUY BACK	663.43	572.00	572.00	0.00	0.00	803.00
463-105 FURLOUGH SAVINGS	0.00	(6,334.00)	(6,334.00)	0.00	0.00	(6,334.00)
463-106 PART-TIME	0.00	0.00	0.00	2,080.83	0.00	0.00
463-108 OVERTIME	451.65	2,000.00	2,000.00	102.02	1,618.18	2,000.00
463-109 EDUCATION/CDL INCENTIVE	600.00	600.00	600.00	550.00	566.68	600.00
463-111 CITY'S SHARE FICA	4,580.08	4,987.00	4,987.00	4,216.27	3,995.02	5,013.00
463-112 WORKMEN'S COMPENSATION	2,844.94	3,931.00	3,931.00	3,450.26	2,656.82	3,951.00
463-113 HEALTH INSURANCE	13,359.04	13,290.00	21,290.00	20,764.24	9,781.80	13,510.00
463-114 CITY RETIREMENT	5,210.65	5,215.00	5,215.00	4,682.98	4,306.25	5,242.00
463-118 LONGEVITY	1,780.00	2,020.00	2,344.86	1,224.86	2,819.23	2,060.00
463-123 UNEMPLOYMENT	0.00	500.00	500.00	0.00	0.00	500.00
463-161 CELL PHONE STIPEND	420.00	420.00	420.00	385.00	0.00	420.00
463-163 SEVERANCE PAY	0.00	1,099.00	1,099.00	0.00	0.00	1,160.00
TOTAL 100 PERSONAL SERVICES	90,886.35	93,636.00	101,960.86	93,960.85	74,284.15	94,261.00
200 MATERIAL & SUPPLIES						
463-201 EXPENDABLE TOOLS	627.22	600.00	600.00	822.32	460.71	600.00
463-202 JANITORIAL SUPPLIES	1,627.98	1,000.00	1,000.00	1,134.64	343.47	1,000.00
463-203 OFFICE SUPPLIES	137.65	400.00	400.00	295.42	221.98	400.00
463-204 PETROLEUM	3,002.31	5,000.00	5,000.00	2,909.73	4,011.00	3,500.00
463-205 CHEMICALS/FERTILIZERS	9,014.15	9,000.00	9,000.00	8,932.90	15,647.34	2,000.00
463-206 SAFETY EQUIPMENT	1,594.33	1,400.00	1,400.00	1,067.17	605.35	1,300.00
463-214 MATERIALS AND SUPPLIES	2,534.52	2,000.00	2,000.00	3,911.00	2,127.06	2,000.00
TOTAL 200 MATERIAL & SUPPLIES	18,538.16	19,400.00	19,400.00	19,073.18	23,416.91	10,800.00
300 OTHER SERVICES & CHAR						
463-311 CONTRACTUAL	74.60	0.00	0.00	139.60	75.31	12,000.00
463-314 MOTIVE MAINTENANCE	1,867.00	2,000.00	2,000.00	1,924.37	1,754.79	2,000.00
463-315 MAINTENANCE NON-MOTIVE	2,786.15	5,500.00	5,500.00	5,660.69	0.00	5,500.00
463-317 TECHNOLOGY HARDWARE	65.89	250.00	250.00	152.87	0.00	600.00
463-318 TECHNOLOGY SOFTWARE	396.24	390.00	390.00	357.18	0.00	390.00
463-334 MEDICAL	0.00	115.00	115.00	308.08	0.00	230.00
463-341 COMMUNICATIONS	681.87	1,000.00	1,000.00	987.63	971.47	1,040.00
463-347 NATURAL GAS	954.88	1,000.00	1,000.00	986.03	1,543.86	1,000.00
463-348 ELECTRICITY	3,103.30	2,600.00	2,600.00	2,421.56	2,108.43	2,500.00
463-362 UNIFORMS	144.99	200.00	200.00	362.54	1,302.60	200.00
463-363 TRAVEL & TRAINING	0.00	200.00	200.00	0.00	0.00	200.00
463-364 DUES & MEMBERSHIPS	0.00	150.00	150.00	0.00	50.79	150.00
463-373 INMATE SERVICES	1,822.50	2,400.00	2,400.00	0.00	0.00	0.00
463-388 PCARD PURCHASES	0.00	750.00	750.00	0.00	0.00	750.00
TOTAL 300 OTHER SERVICES & CHAR	11,897.42	16,555.00	16,555.00	13,300.55	7,807.25	26,560.00
TOTAL 63 CEMETERY	121,321.93	129,591.00	137,915.86	126,334.58	105,508.31	131,621.00

PROPOSED BUDGET WORKSHEET

AS OF: MAY 27TH, 2021

11 -GENERAL FUND

64 STREET

DEPARTMENT EXPENDITURES

	PRIOR YEAR ACTUAL 2019-2020	CURRENT YEAR		Y-T-D ACTUAL	PROJECTED BALANCE	PROPOSED BUDGET
		ORIGINAL BUDGET	AMENDED BUDGET			
<u>100 PERSONAL SERVICES</u>						
464-101 SALARIES	235,596.68	264,618.00	264,618.00	222,671.46	374,785.44	275,891.00
464-102 STANDBY	331.60	6,000.00	6,000.00	470.72	5,351.75	6,000.00
464-103 SICK LEAVE BUY BACK	1,163.57	779.00	779.00	0.00	0.00	1,428.00
464-105 FURLOUGH SAVINGS	0.00	(26,462.00)	(26,462.00)	0.00	0.00	(27,589.00)
464-106 PART-TIME	0.00	12,960.00	12,960.00	0.00	9,459.66	12,960.00
464-108 OVERTIME	24.06	4,000.00	4,000.00	738.56	6,697.01	4,000.00
464-109 EDUCATION/CDL INCENTIVE	2,150.00	1,800.00	1,800.00	1,650.00	1,912.54	1,800.00
464-111 CITY'S SHARE FICA	17,333.72	20,738.00	20,738.00	16,677.76	30,913.75	21,727.00
464-112 WORKMEN'S COMPENSATION	12,365.54	16,347.00	16,347.00	14,347.85	19,024.92	17,126.00
464-113 HEALTH INSURANCE	62,726.17	64,927.00	64,927.00	57,777.90	89,861.30	65,697.00
464-114 CITY RETIREMENT	19,533.63	21,687.00	21,687.00	18,352.27	32,387.20	22,721.00
464-118 LONGEVITY	6,730.00	6,430.00	7,567.01	4,237.01	13,855.32	7,270.00
464-123 UNEMPLOYMENT	0.00	500.00	500.00	0.00	0.00	500.00
464-161 CELL PHONE STIPEND	840.00	420.00	420.00	770.00	0.00	840.00
464-163 SEVERANCE PAY	0.00	2,263.00	2,263.00	0.00	0.00	3,552.00
TOTAL 100 PERSONAL SERVICES	358,794.97	397,007.00	398,144.01	337,693.53	584,248.89	413,923.00
<u>200 MATERIAL & SUPPLIES</u>						
464-201 EXPENDABLE TOOLS	1,458.57	3,000.00	3,000.00	1,216.44	10,568.82	3,000.00
464-202 JANITORIAL SUPPLIES	871.95	1,000.00	1,000.00	530.77	0.00	1,000.00
464-203 OFFICE SUPPLIES	217.70	500.00	500.00	211.67	308.94	500.00
464-204 PETROLEUM	41,015.63	25,000.00	25,000.00	16,063.83	35,383.50	25,000.00
464-205 CHEMICALS/FERTILIZERS	1,647.22	1,400.00	1,400.00	573.78	0.00	2,000.00
464-206 SAFETY EQUIPMENT	2,200.54	2,500.00	2,500.00	2,302.50	2,970.31	2,500.00
464-209 OTHER OPERATING SUPPLIES	0.00	0.00	0.00	0.00	644.10	0.00
464-210 WILLIAM S KEY-EQUIP/REPAIRS	0.00	0.00	0.00	0.00	8,040.03	0.00
464-214 MATERIALS AND SUPPLIES	50,834.52	80,000.00	80,000.00	83,323.13	71,858.74	80,000.00
TOTAL 200 MATERIAL & SUPPLIES	98,246.13	113,400.00	113,400.00	104,222.12	129,774.44	114,000.00
<u>300 OTHER SERVICES & CHAR</u>						
464-311 CONTRACTUAL	584.13	1,250.00	1,250.00	1,669.81	0.00	41,000.00
464-314 MOTIVE MAINTENANCE	13,856.72	30,000.00	30,000.00	37,014.46	73,442.46	30,000.00
464-315 MAINTENANCE NON-MOTIVE	21,549.25	25,000.00	25,000.00	19,399.57	15,000.21	30,000.00
464-317 TECHNOLOGY HARDWARE	93.94	100.00	100.00	0.00	0.00	100.00
464-318 TECHNOLOGY SOFTWARE	209.02	400.00	400.00	350.12	0.00	400.00
464-322 RENTALS	500.00	1,500.00	1,500.00	250.00	45.00	2,000.00
464-334 MEDICAL	154.04	254.00	254.00	0.00	155.25	250.00
464-341 COMMUNICATIONS	392.25	685.00	685.00	592.41	2,469.15	595.00
464-362 UNIFORMS	704.14	600.00	600.00	151.36	7,837.87	600.00
464-363 TRAVEL & TRAINING	25.37	1,500.00	1,500.00	207.43	292.75	2,000.00
464-364 DUES & MEMBERSHIPS	135.00	300.00	300.00	46.00	125.80	300.00
464-388 PCARD PURCHASES	0.00	4,050.00	4,050.00	0.00	0.00	4,050.00
TOTAL 300 OTHER SERVICES & CHAR	38,203.86	65,639.00	65,639.00	59,681.16	99,368.49	111,295.00

PROPOSED BUDGET WORKSHEET

AS OF: MAY 27TH, 2021

11 -GENERAL FUND

67 BUILDING MAINTENANCE

DEPARTMENT EXPENDITURES

	PRIOR YEAR	----- CURRENT YEAR -----			PROJECTED	PROPOSED
	ACTUAL 2019-2020	ORIGINAL BUDGET	AMENDED BUDGET	Y-T-D ACTUAL		
<u>100 PERSONAL SERVICES</u>						
467-101 SALARIES	189,995.12	235,914.00	235,914.00	175,775.46	168,608.36	267,114.00
467-102 STANDBY	1,771.46	2,500.00	2,500.00	1,710.00	1,951.64	2,500.00
467-105 FURLOUGH SAVINGS	0.00	(23,591.00)	(23,591.00)	0.00	0.00	(26,711.00)
467-106 PART-TIME	9,305.00	8,000.00	8,000.00	8,565.00	8,896.87	8,000.00
467-108 OVERTIME	745.45	2,000.00	2,000.00	136.04	1,445.34	2,000.00
467-111 CITY'S SHARE FICA	14,854.31	17,756.00	17,756.00	13,871.98	13,374.12	19,951.00
467-112 WORKMEN'S COMPENSATION	10,613.12	13,996.00	13,996.00	12,284.36	8,820.60	15,726.00
467-113 HEALTH INSURANCE	29,769.32	35,598.00	35,598.00	35,364.71	60,344.32	36,628.00
467-114 CITY RETIREMENT	15,565.59	18,568.00	18,568.00	14,466.43	14,090.07	20,863.00
467-118 LONGEVITY	4,260.00	5,100.00	6,318.22	3,658.22	1,062.52	5,960.00
467-123 UNEMPLOYMENT	0.00	500.00	500.00	0.00	2,753.82	500.00
467-161 CELL PHONE STIPEND	840.00	840.00	840.00	770.00	0.00	840.00
467-163 SEVERANCE PAY	<u>0.00</u>	<u>1,679.00</u>	<u>1,679.00</u>	<u>0.00</u>	<u>0.00</u>	<u>1,430.00</u>
TOTAL 100 PERSONAL SERVICES	277,719.37	318,860.00	320,078.22	266,602.20	281,347.66	354,801.00
<u>200 MATERIAL & SUPPLIES</u>						
467-201 EXPENDABLE TOOLS	2,306.15	3,000.00	3,000.00	3,443.38	2,832.48	3,000.00
467-202 JANITORIAL SUPPLIES	5,964.80	5,500.00	5,500.00	7,304.04	7,037.29	5,500.00
467-203 OFFICE SUPPLIES	324.30	650.00	650.00	603.97	121.12	650.00
467-204 PETROLEUM	3,864.65	5,000.00	5,000.00	3,117.06	4,626.00	5,000.00
467-205 CHEMICALS/FERTILIZERS	1,171.87	1,200.00	1,200.00	712.38	708.85	1,200.00
467-206 SAFETY EQUIPMENT	2,317.67	1,350.00	1,350.00	1,403.94	804.27	1,350.00
467-209 OTHER OPERATING SUPPLIES	0.00	0.00	0.00	0.00	4,682.26	0.00
467-214 MATERIALS AND SUPPLIES	<u>15,891.33</u>	<u>17,000.00</u>	<u>17,000.00</u>	<u>10,319.41</u>	<u>23,887.14</u>	<u>17,000.00</u>
TOTAL 200 MATERIAL & SUPPLIES	31,840.77	33,700.00	33,700.00	26,904.18	44,699.41	33,700.00
<u>300 OTHER SERVICES & CHAR</u>						
467-311 CONTRACTUAL	630.00	0.00	0.00	695.00	0.00	1,050.00
467-314 MOTIVE MAINTENANCE	196.88	2,000.00	2,750.00	2,745.50	123.13	2,750.00
467-315 MAINTENANCE NON-MOTIVE	18,870.50	20,000.00	28,000.00	44,793.98	16,618.26	28,000.00
467-317 TECHNOLOGY HARDWARE	297.68	350.00	350.00	57.94	0.00	350.00
467-318 TECHNOLOGY SOFTWARE	281.92	300.00	300.00	274.35	0.00	300.00
467-322 RENTALS	20.00	0.00	0.00	0.00	0.00	0.00
467-334 MEDICAL	0.00	230.00	230.00	80.00	482.25	230.00
467-341 COMMUNICATIONS	1,209.89	1,400.00	1,400.00	1,332.39	3,308.67	390.00
467-347 NATURAL GAS	0.00	0.00	0.00	0.00	698.64	0.00
467-362 UNIFORMS	813.07	800.00	800.00	215.54	3,575.80	800.00
467-363 TRAVEL & TRAINING	71.90	600.00	600.00	0.00	534.37	600.00
467-364 DUES & MEMBERSHIPS	843.00	800.00	800.00	376.00	0.00	800.00
467-373 INMATE SERVICES	1,822.50	1,000.00	1,000.00	0.00	0.00	1,000.00
467-388 PCARD PURCHASES	<u>0.00</u>	<u>4,900.00</u>	<u>4,900.00</u>	<u>0.00</u>	<u>0.00</u>	<u>4,900.00</u>
TOTAL 300 OTHER SERVICES & CHAR	25,057.34	32,380.00	41,130.00	50,570.70	25,341.12	41,170.00

PROPOSED BUDGET WORKSHEET

AS OF: MAY 27TH, 2021

11 -GENERAL FUND

68 FLEET MANAGEMENT

DEPARTMENT EXPENDITURES

	PRIOR YEAR	----- CURRENT YEAR -----			PROJECTED	PROPOSED
	ACTUAL 2019-2020	ORIGINAL BUDGET	AMENDED BUDGET	Y-T-D ACTUAL		
<u>100 PERSONAL SERVICES</u>						
468-101 SALARIES	132,247.21	150,426.00	150,426.00	107,668.11	85,152.96	138,507.00
468-103 SICK LEAVE BUY BACK	1,780.27	1,435.00	1,435.00	230.93	0.00	1,012.00
468-105 FURLOUGH SAVINGS	0.00	(15,043.00)	(15,043.00)	0.00	0.00	(13,851.00
468-108 OVERTIME	486.39	2,500.00	2,500.00	0.00	1,464.44	2,500.00
468-111 CITY'S SHARE FICA	10,256.12	11,380.00	11,380.00	7,848.09	6,333.37	10,152.00
468-112 WORKMEN'S COMPENSATION	6,729.08	8,970.00	8,970.00	7,873.03	4,452.74	8,002.00
468-113 HEALTH INSURANCE	45,940.32	46,424.00	46,424.00	40,866.30	27,417.76	46,864.00
468-114 CITY RETIREMENT	12,209.60	11,901.00	11,901.00	9,307.46	7,311.27	10,616.00
468-118 LONGEVITY	7,900.00	8,380.00	9,192.15	5,022.15	2,819.23	3,280.00
468-123 UNEMPLOYMENT	0.00	500.00	500.00	0.00	0.00	500.00
468-161 CELL PHONE STIPEND	420.00	420.00	420.00	385.00	0.00	420.00
468-163 SEVERANCE PAY	0.00	564.00	564.00	0.00	0.00	752.00
TOTAL 100 PERSONAL SERVICES	217,968.99	227,857.00	228,669.15	179,201.07	134,951.77	208,754.00
<u>200 MATERIAL & SUPPLIES</u>						
468-201 EXPENDABLE TOOLS	979.50	1,300.00	1,300.00	972.13	2,064.30	1,300.00
468-203 OFFICE SUPPLIES	168.80	250.00	250.00	212.77	937.27	250.00
468-204 PETROLEUM	12,753.79	12,000.00	12,000.00	11,382.72	19,976.38	12,000.00
468-206 SAFETY EQUIPMENT	661.24	1,000.00	1,000.00	779.93	555.21	1,000.00
468-214 MATERIALS AND SUPPLIES	5,719.98	4,000.00	4,000.00	4,957.52	1,624.56	4,000.00
TOTAL 200 MATERIAL & SUPPLIES	20,283.31	18,550.00	18,550.00	18,305.07	25,157.72	18,550.00
<u>300 OTHER SERVICES & CHAR</u>						
468-311 CONTRACTUAL	4,007.19	2,000.00	2,000.00	756.65	1,999.53	2,000.00
468-314 MOTIVE MAINTENANCE	2,965.00	3,500.00	3,500.00	3,294.05	4,010.80	3,500.00
468-315 MAINTENANCE NON-MOTIVE	1,592.70	2,000.00	2,000.00	863.18	0.00	2,000.00
468-317 TECHNOLOGY HARDWARE	69.73	50.00	50.00	89.99	0.00	145.00
468-318 TECHNOLOGY SOFTWARE	2,689.73	2,810.00	2,810.00	2,733.35	0.00	2,760.00
468-334 MEDICAL	0.00	115.00	115.00	219.77	0.00	115.00
468-341 COMMUNICATIONS	111.91	240.00	240.00	204.24	553.78	390.00
468-362 UNIFORMS	508.58	400.00	400.00	279.58	2,357.29	400.00
468-363 TRAVEL & TRAINING	365.59	250.00	250.00	0.00	39.37	500.00
468-364 DUES & MEMBERSHIPS	92.00	0.00	0.00	92.00	0.00	0.00
468-388 PCARD PURCHASES	0.00	14,000.00	14,000.00	0.00	0.00	14,000.00
TOTAL 300 OTHER SERVICES & CHAR	12,402.43	25,365.00	25,365.00	8,532.81	8,960.77	25,810.00
<hr/>						
TOTAL 68 FLEET MANAGEMENT	250,654.73	271,772.00	272,584.15	206,038.95	169,070.26	253,114.00

PROPOSED BUDGET WORKSHEET

AS OF: MAY 27TH, 2021

11 -GENERAL FUND

71 POLICE ADMINISTRATION

DEPARTMENT EXPENDITURES

DEPARTMENT EXPENDITURES	PRIOR YEAR	----- CURRENT YEAR -----			PROJECTED BALANCE	PROPOSED BUDGET
	ACTUAL	ORIGINAL	AMENDED	Y-T-D		
	2019-2020	BUDGET	BUDGET	ACTUAL		
<u>100 PERSONAL SERVICES</u>						
471-101 SALARIES	311,893.38	182,270.00	182,270.00	94,053.13	85,730.46	170,643.00
471-103 SICK LEAVE BUY BACK	0.00	0.00	0.00	0.00	0.00	937.00
471-105 FURLOUGH SAVINGS	0.00	(18,227.00)	(18,227.00)	0.00	0.00	(10,164.00
471-111 CITY'S SHARE FICA	11,635.25	13,109.00	13,109.00	7,126.03	6,910.62	12,757.00
471-112 WORKMEN'S COMPENSATION	7,671.83	10,333.00	10,333.00	9,069.39	4,389.84	10,055.00
471-113 HEALTH INSURANCE	18,328.34	32,379.00	32,379.00	13,064.40	14,558.77	32,629.00
471-114 CITY RETIREMENT	7,208.90	13,709.00	13,709.00	2,461.63	7,406.60	13,340.00
471-116 POLICE PENSION PLAN	8,969.82	7,500.00	7,500.00	8,481.04	0.00	7,500.00
471-118 LONGEVITY	4,880.00	4,180.00	4,504.86	2,384.86	2,720.06	4,420.00
471-123 UNEMPLOYMENT	0.00	500.00	500.00	0.00	0.00	500.00
471-161 CELL PHONE STIPEND	700.00	840.00	840.00	385.00	0.00	420.00
471-162 CLOTHING ALLOWANCE	3,150.00	1,800.00	1,800.00	1,650.00	3,754.25	0.00
471-163 SEVERANCE PAY	0.00	842.00	842.00	0.00	0.00	420.00
TOTAL 100 PERSONAL SERVICES	374,437.52	249,235.00	249,559.86	138,675.48	125,470.60	243,457.00
<u>200 MATERIAL & SUPPLIES</u>						
471-201 EXPENDABLE TOOLS	0.00	250.00	250.00	0.00	0.00	250.00
471-202 JANITORIAL SUPPLIES	2,600.41	2,400.00	2,400.00	1,247.01	4,560.72	2,400.00
471-203 OFFICE SUPPLIES	1,092.94	1,150.00	1,150.00	1,027.08	760.57	1,151.00
471-204 PETROLEUM	1,500.05	1,500.00	1,500.00	788.95	0.00	1,500.00
471-206 SAFETY EQUIPMENT	49.51	900.00	900.00	16.87	0.00	900.00
471-209 OTHER OPERATING SUPPLIES	0.00	0.00	0.00	0.00	291.49	0.00
471-214 MATERIALS AND SUPPLIES	61.00	200.00	200.00	265.74	0.00	200.00
471-242 POSTAGE	144.23	200.00	200.00	274.60	0.00	200.00
TOTAL 200 MATERIAL & SUPPLIES	5,448.14	6,600.00	6,600.00	3,620.25	5,612.78	6,601.00
<u>300 OTHER SERVICES & CHAR</u>						
471-311 CONTRACTUAL	55.00	250.00	250.00	0.00	2,266.35	250.00
471-314 MOTIVE MAINTENANCE	636.58	1,000.00	1,000.00	1,042.40	131.32	1,000.00
471-315 MAINTENANCE NON-MOTIVE	52.89	1,000.00	1,000.00	0.00	0.00	1,000.00
471-317 TECHNOLOGY HARDWARE	950.26	600.00	600.00	618.78	0.00	600.00
471-318 TECHNOLOGY SOFTWARE	352.92	300.00	300.00	286.97	0.00	300.00
471-334 MEDICAL	0.00	115.00	115.00	0.00	0.00	115.00
471-341 COMMUNICATIONS	511.48	1,164.00	1,164.00	914.30	1,524.57	1,080.00
471-344 ADVERTISING-PRINTING	290.74	1,000.00	1,000.00	373.49	0.00	1,000.00
471-347 NATURAL GAS	4,030.61	4,500.00	4,500.00	7,043.35	7,424.58	4,500.00
471-348 ELECTRICITY	11,366.29	13,000.00	13,000.00	9,489.74	23,017.54	13,000.00
471-363 TRAVEL & TRAINING	3,065.18	3,000.00	3,000.00	2,551.03	2,773.03	3,000.00
471-364 DUES & MEMBERSHIPS	670.00	500.00	500.00	710.00	408.00	500.00
471-388 PCARD PURCHASES	0.00	2,000.00	2,000.00	0.00	0.00	2,000.00
TOTAL 300 OTHER SERVICES & CHAR	21,981.95	28,429.00	28,429.00	23,030.06	37,545.39	28,345.00
TOTAL 71 POLICE ADMINISTRATION	401,867.61	284,264.00	284,588.86	165,325.79	168,628.77	278,403.00

PROPOSED BUDGET WORKSHEET

AS OF: MAY 27TH, 2021

11 -GENERAL FUND

72 DISPATCH

DEPARTMENT EXPENDITURES

	PRIOR YEAR	----- CURRENT YEAR -----			PROJECTED	PROPOSED
	ACTUAL 2019-2020	ORIGINAL BUDGET	AMENDED BUDGET	Y-T-D ACTUAL		
<u>100 PERSONAL SERVICES</u>						
472-101 SALARIES	148,695.03	152,434.00	152,434.00	141,484.43	127,306.41	157,475.00
472-102 STANDBY	1,844.36	1,462.00	1,462.00	1,821.16	0.00	1,566.00
472-105 FURLOUGH SAVINGS	0.00	(15,013.00)	(15,013.00)	0.00	0.00	0.00
472-106 PART-TIME	0.00	0.00	0.00	961.68	0.00	0.00
472-108 OVERTIME	15,687.33	10,000.00	12,000.00	12,595.52	2,744.53	10,000.00
472-111 CITY'S SHARE FICA	12,119.39	11,831.00	11,831.00	11,357.50	9,832.19	13,405.00
472-112 WORKMEN'S COMPENSATION	6,793.01	9,326.00	9,326.00	8,185.54	6,263.17	10,567.00
472-113 HEALTH INSURANCE	27,695.58	23,384.00	23,384.00	27,320.08	22,336.23	24,014.00
472-114 CITY RETIREMENT	13,483.20	12,372.00	12,372.00	12,669.70	10,442.80	14,019.00
472-118 LONGEVITY	2,770.00	3,220.00	4,032.15	2,322.15	481.67	3,035.00
472-123 UNEMPLOYMENT	822.00	500.00	500.00	158.62	0.00	500.00
472-163 SEVERANCE PAY	0.00	2,052.00	2,052.00	0.00	0.00	2,656.00
TOTAL 100 PERSONAL SERVICES	229,909.90	211,568.00	214,380.15	218,876.38	179,407.00	237,237.00
<u>200 MATERIAL & SUPPLIES</u>						
472-203 OFFICE SUPPLIES	250.20	750.00	750.00	578.37	773.55	750.00
472-209 OTHER OPERATING SUPPLIES	0.00	0.00	0.00	0.00	258.60	0.00
472-214 MATERIALS AND SUPPLIES	341.01	500.00	500.00	237.21	0.00	500.00
TOTAL 200 MATERIAL & SUPPLIES	591.21	1,250.00	1,250.00	815.58	1,032.15	1,250.00
<u>300 OTHER SERVICES & CHAR</u>						
472-311 CONTRACTUAL	4,900.00	6,000.00	6,000.00	3,992.50	0.00	6,000.00
472-315 MAINTENANCE NON-MOTIVE	0.00	1,000.00	1,000.00	1,160.06	0.00	1,000.00
472-317 TECHNOLOGY HARDWARE	1,043.53	600.00	600.00	384.80	0.00	600.00
472-318 TECHNOLOGY SOFTWARE	140.95	825.00	825.00	454.10	0.00	780.00
472-322 RENTALS	0.00	0.00	0.00	0.00	4,200.00	0.00
472-334 MEDICAL	54.50	230.00	230.00	149.50	163.50	230.00
472-341 COMMUNICATIONS	1,110.86	2,540.00	2,540.00	3,442.39	1,038.34	3,555.00
472-362 UNIFORMS	92.00	250.00	250.00	0.00	538.50	250.00
472-363 TRAVEL & TRAINING	3,234.77	5,000.00	5,000.00	1,214.81	128.80	5,000.00
472-364 DUES & MEMBERSHIPS	(10.00)	0.00	0.00	0.00	0.00	0.00
472-388 PCARD PURCHASES	0.00	750.00	750.00	0.00	0.00	750.00
TOTAL 300 OTHER SERVICES & CHAR	10,566.61	17,195.00	17,195.00	10,798.16	6,069.14	18,165.00
<u>400 CAPITAL OUTLAY</u>						
TOTAL						
TOTAL 72 DISPATCH	241,067.72	230,013.00	232,825.15	230,490.12	186,508.29	256,652.00

CITY OF WOODWARD
 PROPOSED BUDGET WORKSHEET
 AS OF: MAY 27TH, 2021

11 -GENERAL FUND

73 TRAFFIC AND PATROL

DEPARTMENT EXPENDITURES

	PRIOR YEAR	----- CURRENT YEAR -----			PROJECTED BALANCE	PROPOSED BUDGET
	ACTUAL 2019-2020	ORIGINAL BUDGET	AMENDED BUDGET	Y-T-D ACTUAL		
<u>100 PERSONAL SERVICES</u>						
473-101 SALARIES	845,239.29	845,166.00	845,166.00	750,834.94	775,231.14	898,810.00
473-102 STANDBY	16,642.50	3,500.00	3,500.00	12,422.52	1,805.56	3,500.00
473-103 SICK LEAVE BUY BACK	4,357.68	3,388.00	3,388.00	0.00	0.00	4,934.00
473-106 PART TIME-SHIFT DIFFERENTIAL	777.50	4,500.00	4,500.00	2,464.08	0.00	3,900.00
473-107 GRANT OVERTIME	0.00	1,000.00	1,000.00	0.00	847.46	1,000.00
473-108 OVERTIME	8,123.28	15,000.00	15,000.00	25,061.89	23,999.88	15,000.00
473-109 EDUCATION/CDL INCENTIVE	6,500.00	9,600.00	9,600.00	4,100.00	0.00	5,000.00
473-111 CITY'S SHARE FICA	68,845.27	79,414.00	79,414.00	61,951.48	64,163.78	83,125.00
473-112 WORKMEN'S COMPENSATION	46,967.18	62,597.00	62,597.00	54,941.92	44,143.35	65,522.00
473-113 HEALTH INSURANCE	300,430.31	329,451.00	329,451.00	277,567.44	180,922.49	331,711.00
473-116 POLICE PENSION PLAN	115,346.56	133,003.00	133,003.00	99,231.56	101,803.32	139,309.00
473-118 LONGEVITY	13,480.00	15,750.00	18,917.38	10,347.38	14,436.17	15,780.00
473-119 HOLIDAY PAY IN LIEU	40,794.56	42,258.00	42,258.00	38,463.52	56,141.55	44,940.00
473-123 UNEMPLOYMENT	0.00	500.00	500.00	0.00	12,159.35	500.00
473-126 RESERVE PAY	5,800.00	15,000.00	15,000.00	7,138.00	26,894.63	15,000.00
473-162 CLOTHING ALLOWANCE	4,500.00	5,000.00	5,000.00	4,250.00	5,666.80	5,000.00
473-163 SEVERANCE PAY	<u>0.00</u>	<u>87,035.00</u>	<u>87,035.00</u>	<u>0.00</u>	<u>0.00</u>	<u>78,243.00</u>
TOTAL 100 PERSONAL SERVICES	1,477,804.13	1,652,162.00	1,655,329.38	1,348,774.73	1,308,215.48	1,711,274.00
<u>200 MATERIAL & SUPPLIES</u>						
473-201 EXPENDABLE TOOLS	943.38	1,000.00	1,000.00	2,027.70	575.19	1,000.00
473-203 OFFICE SUPPLIES	426.81	1,000.00	1,000.00	1,729.86	1,970.25	1,000.00
473-204 PETROLEUM	45,455.94	44,000.00	44,000.00	31,775.90	48,909.00	44,000.00
473-206 SAFETY EQUIPMENT	882.53	5,000.00	5,000.00	2,248.65	0.00	5,000.00
473-209 OTHER OPERATING SUPPLIES	0.00	0.00	0.00	0.00	248.49	0.00
473-214 MATERIALS AND SUPPLIES	<u>1,311.81</u>	<u>5,000.00</u>	<u>5,000.00</u>	<u>1,386.03</u>	<u>0.00</u>	<u>5,000.00</u>
TOTAL 200 MATERIAL & SUPPLIES	49,020.47	56,000.00	56,000.00	39,168.14	51,702.93	56,000.00
<u>300 OTHER SERVICES & CHAR</u>						
473-310 POLICE K-9 UNIT	2,490.69	2,000.00	2,000.00	4,045.36	3,029.55	2,000.00
473-311 CONTRACTUAL	2,519.64	2,700.00	2,700.00	3,293.40	0.00	2,700.00
473-312 POLICE HONOR GUARD	0.00	2,000.00	2,000.00	0.00	0.00	2,000.00
473-314 MOTIVE MAINTENANCE	35,418.24	30,000.00	30,000.00	25,580.55	12,885.19	30,000.00
473-315 MAINTENANCE NON-MOTIVE	5,245.00	3,000.00	3,000.00	34.52	23,624.95	2,000.00
473-317 TECHNOLOGY HARDWARE	3,298.03	6,430.00	6,430.00	5,119.07	0.00	5,430.00
473-318 TECHNOLOGY SOFTWARE	11,034.89	14,620.00	14,620.00	11,339.48	0.00	19,054.00
473-322 RENTALS	0.00	0.00	0.00	0.00	2,833.50	0.00
473-334 MEDICAL	1,018.50	2,000.00	2,000.00	3,967.50	1,892.62	2,000.00
473-341 COMMUNICATIONS	18,025.93	15,660.00	15,660.00	13,999.78	3,167.82	31,760.00
473-362 UNIFORMS	12,757.00	10,000.00	10,000.00	7,252.23	14,508.25	10,000.00
473-363 TRAVEL & TRAINING	5,359.58	10,000.00	10,000.00	1,297.17	10,122.46	10,000.00
473-364 DUES & MEMBERSHIPS	0.00	325.00	325.00	0.00	495.00	325.00
473-371 COMMUNITY INTERVENTION CNTR	3,360.00	0.00	0.00	0.00	0.00	0.00
473-388 PCARD PURCHASES	<u>0.00</u>	<u>3,850.00</u>	<u>3,850.00</u>	<u>0.00</u>	<u>0.00</u>	<u>3,850.00</u>
TOTAL 300 OTHER SERVICES & CHAR	100,527.50	102,585.00	102,585.00	75,929.06	72,559.34	121,119.00

PROPOSED BUDGET WORKSHEET

AS OF: MAY 27TH, 2021

11 -GENERAL FUND

74 DETECTIVES

DEPARTMENT EXPENDITURES

	PRIOR YEAR	CURRENT YEAR			PROJECTED BALANCE	PROPOSED BUDGET
	ACTUAL 2019-2020	ORIGINAL BUDGET	AMENDED BUDGET	Y-T-D ACTUAL		
<u>100 PERSONAL SERVICES</u>						
474-101 SALARIES	104,621.96	145,787.00	145,787.00	96,699.21	125,111.61	105,352.00
474-102 STANDBY	5,060.44	2,500.00	2,500.00	2,075.92	2,374.64	2,500.00
474-103 SICK LEAVE BUY BACK	0.00	0.00	0.00	0.00	0.00	610.00
474-106 Part Time	5,213.59	27,732.00	27,732.00	3,094.14	0.00	27,732.00
474-107 CALL BACK	0.00	250.00	250.00	0.00	0.00	250.00
474-108 OVERTIME	5,519.67	5,000.00	5,000.00	3,019.56	3,886.07	5,000.00
474-109 EDUCATION/CDL INCENTIVE	1,200.00	1,200.00	1,200.00	600.00	0.00	1,200.00
474-111 CITY'S SHARE FICA	9,623.91	15,969.00	15,969.00	8,318.48	10,794.20	12,943.00
474-112 WORKMEN'S COMPENSATION	7,558.97	12,587.00	12,587.00	11,047.74	7,558.37	10,202.00
474-113 HEALTH INSURANCE	43,864.04	43,762.00	43,762.00	43,060.54	33,892.67	43,982.00
474-116 POLICE PENSION PLAN	14,748.81	27,136.00	27,136.00	13,098.16	17,149.12	21,995.00
474-118 LONGEVITY	2,570.00	2,830.00	3,236.07	1,786.07	3,102.57	3,050.00
474-119 HOLIDAY PAY IN LIEU	5,164.64	7,289.00	7,289.00	5,190.64	9,019.95	5,268.00
474-123 UNEMPLOYMENT	0.00	500.00	500.00	0.00	0.00	500.00
474-162 CLOTHING ALLOWANCE	2,279.13	3,750.00	3,750.00	2,500.00	4,037.59	2,500.00
474-163 SEVERANCE PAY	0.00	13,101.00	13,101.00	0.00	0.00	16,428.00
TOTAL 100 PERSONAL SERVICES	207,425.16	309,393.00	309,799.07	190,490.46	216,926.79	259,512.00
<u>200 MATERIAL & SUPPLIES</u>						
474-201 EXPENDABLE TOOLS	7.55	900.00	900.00	0.00	0.00	900.00
474-203 OFFICE SUPPLIES	252.31	800.00	800.00	253.17	154.93	800.00
474-204 PETROLEUM	549.23	1,100.00	1,100.00	707.97	0.00	1,100.00
474-206 SAFETY EQUIPMENT	346.68	400.00	400.00	0.00	0.00	400.00
474-209 OTHER OPERATING SUPPLIES	0.00	0.00	0.00	0.00	1,196.73	0.00
474-214 MATERIALS AND SUPPLIES	382.10	800.00	800.00	37.26	0.00	800.00
TOTAL 200 MATERIAL & SUPPLIES	1,537.87	4,000.00	4,000.00	998.40	1,351.66	4,000.00
<u>300 OTHER SERVICES & CHAR</u>						
474-311 CONTRACTUAL	55.00	100.00	100.00	85.00	75.31	100.00
474-314 MOTIVE MAINTENANCE	0.00	1,000.00	1,000.00	324.96	900.31	1,000.00
474-315 MAINTENANCE NON-MOTIVE	0.00	800.00	800.00	0.00	0.00	800.00
474-317 TECHNOLOGY HARDWARE	518.88	475.00	475.00	268.65	0.00	295.00
474-318 TECHNOLOGY SOFTWARE	6,922.54	8,000.00	8,000.00	3,344.53	0.00	12,600.00
474-334 MEDICAL	0.00	230.00	230.00	0.00	0.00	230.00
474-341 COMMUNICATIONS	1,842.77	2,550.00	2,550.00	2,728.45	4,728.31	2,330.00
474-363 TRAVEL & TRAINING	977.44	3,500.00	3,500.00	737.03	19.54	3,500.00
474-364 DUES & MEMBERSHIPS	0.00	250.00	250.00	30.00	90.00	250.00
474-388 PCARD PURCHASES	0.00	1,000.00	1,000.00	0.00	0.00	1,000.00
TOTAL 300 OTHER SERVICES & CHAR	10,316.63	17,905.00	17,905.00	7,518.62	5,813.47	22,105.00

CITY OF WOODWARD
 PROPOSED BUDGET WORKSHEET
 AS OF: MAY 27TH, 2021

11 -GENERAL FUND

74 DETECTIVES

DEPARTMENT EXPENDITURES

DEPARTMENT EXPENDITURES	PRIOR YEAR	CURRENT YEAR			PROJECTED BALANCE	PROPOSED BUDGET
	ACTUAL 2019-2020	ORIGINAL BUDGET	AMENDED BUDGET	Y-T-D ACTUAL		
<u>400 CAPITAL OUTLAY</u>						
TOTAL						
<u>600 INTER FUND TRANSFERS</u>						
TOTAL						
TOTAL 74 DETECTIVES	219,279.66	331,298.00	331,704.07	199,007.48	224,091.92	285,617.00

PROPOSED BUDGET WORKSHEET

AS OF: MAY 27TH, 2021

11 -GENERAL FUND

76 ANIMAL CONTROL

DEPARTMENT EXPENDITURES

	PRIOR YEAR ACTUAL 2019-2020	CURRENT YEAR			PROJECTED BALANCE	PROPOSED BUDGET
		ORIGINAL	AMENDED	Y-T-D		
		BUDGET	BUDGET	ACTUAL		
<u>100 PERSONAL SERVICES</u>						
476-101 SALARIES	102,269.40	114,899.00	114,899.00	91,506.06	94,232.43	114,899.00
476-102 STANDBY	3,931.76	750.00	750.00	3,328.28	791.77	750.00
476-105 FURLOUGH SAVINGS	0.00	(11,490.00)	(11,490.00)	0.00	0.00	(11,490.00)
476-106 PART-TIME	45.23	0.00	0.00	727.73	0.00	0.00
476-108 OVERTIME	7,692.01	1,500.00	1,500.00	4,292.84	229.02	1,500.00
476-111 CITY'S SHARE FICA	8,055.08	8,232.00	8,232.00	6,835.69	7,220.63	8,199.00
476-112 WORKMEN'S COMPENSATION	4,889.31	6,488.00	6,488.00	5,694.59	4,984.51	6,463.00
476-113 HEALTH INSURANCE	32,914.00	37,032.00	37,032.00	40,539.69	24,730.15	37,392.00
476-114 CITY RETIREMENT	9,186.59	8,608.00	8,608.00	7,954.66	7,841.22	8,574.00
476-118 LONGEVITY	1,590.00	590.00	996.07	656.07	1,572.53	450.00
476-123 UNEMPLOYMENT	0.00	500.00	500.00	0.00	0.00	500.00
476-163 SEVERANCE PAY	0.00	853.00	853.00	0.00	0.00	570.00
TOTAL 100 PERSONAL SERVICES	170,573.38	167,962.00	168,368.07	161,535.61	141,602.26	167,807.00
<u>200 MATERIAL & SUPPLIES</u>						
476-201 EXPENDABLE TOOLS	997.43	1,200.00	1,200.00	610.32	1,859.47	1,200.00
476-203 OFFICE SUPPLIES	299.18	200.00	200.00	674.25	36.97	200.00
476-204 PETROLEUM	3,798.25	5,000.00	5,000.00	3,454.18	3,649.50	5,000.00
476-205 CHEMICALS/FERTILIZERS	446.50	2,000.00	2,000.00	395.81	3,454.39	2,000.00
476-206 SAFETY EQUIPMENT	1,091.20	900.00	900.00	2,031.76	450.00	900.00
476-209 OTHER OPERATING SUPPLIES	0.00	0.00	0.00	0.00	2,441.07	0.00
476-214 MATERIALS AND SUPPLIES	5,747.85	3,000.00	3,000.00	6,221.12	0.00	3,000.00
TOTAL 200 MATERIAL & SUPPLIES	12,380.41	12,300.00	12,300.00	13,387.44	11,891.40	12,300.00
<u>300 OTHER SERVICES & CHAR</u>						
476-311 CONTRACTUAL	714.45	800.00	800.00	250.00	0.00	800.00
476-314 MOTIVE MAINTENANCE	1,109.34	3,000.00	3,000.00	831.46	1,809.73	3,000.00
476-315 MAINTENANCE NON-MOTIVE	0.00	1,000.00	1,000.00	2,954.40	0.00	1,000.00
476-317 TECHNOLOGY HARDWARE	153.90	250.00	250.00	245.92	0.00	250.00
476-318 TECHNOLOGY SOFTWARE	823.54	1,060.00	1,060.00	1,083.27	0.00	1,150.00
476-334 MEDICAL	238.00	230.00	230.00	349.50	0.00	230.00
476-341 COMMUNICATIONS	1,441.08	1,740.00	1,740.00	1,991.00	1,603.93	1,490.00
476-347 NATURAL GAS	5,584.11	5,000.00	5,000.00	6,145.03	5,095.83	5,000.00
476-348 ELECTRICITY	3,559.74	4,000.00	4,000.00	3,217.13	0.00	4,000.00
476-362 UNIFORMS	684.99	800.00	800.00	685.23	450.00	800.00
476-363 TRAVEL & TRAINING	864.48	1,000.00	1,000.00	874.92	1,467.93	1,000.00
476-364 DUES & MEMBERSHIPS	0.00	0.00	0.00	42.75	0.00	100.00
476-388 PCARD PURCHASES	0.00	750.00	750.00	0.00	0.00	750.00
TOTAL 300 OTHER SERVICES & CHAR	15,173.63	19,630.00	19,630.00	18,670.61	10,427.42	19,570.00

PROPOSED BUDGET WORKSHEET

AS OF: MAY 27TH, 2021

11 -GENERAL FUND

77 COUNTY E911

DEPARTMENT EXPENDITURES

	PRIOR YEAR	----- CURRENT YEAR -----			PROJECTED BALANCE	PROPOSED BUDGET
	ACTUAL	ORIGINAL	AMENDED	Y-T-D		
	2019-2020	BUDGET	BUDGET	ACTUAL		
<u>100 PERSONAL SERVICES</u>						
477-101 SALARIES	160,181.34	172,026.00	172,026.00	149,081.05	204,137.36	179,349.00
477-102 STANDBY	1,337.00	958.00	958.00	1,243.72	0.00	1,187.00
477-103 SICK LEAVE BUY BACK	400.77	271.00	271.00	0.00	0.00	0.00
477-105 FURLOUGH SAVINGS	0.00	(17,073.00)	(17,073.00)	0.00	0.00	(5,859.00)
477-106 PART TIME	5,815.72	18,960.00	18,960.00	7,224.04	0.00	18,960.00
477-108 OVERTIME	14,228.20	10,000.00	10,000.00	9,648.28	6,337.63	10,000.00
477-111 CITY'S SHARE FICA	13,181.78	14,616.00	14,616.00	12,001.21	14,890.32	16,006.00
477-112 WORKMEN'S COMPENSATION	8,582.36	11,521.00	11,521.00	10,112.08	10,201.48	12,616.00
477-113 HEALTH INSURANCE	45,251.25	48,961.00	48,961.00	45,023.23	46,017.41	49,531.00
477-114 CITY RETIREMENT	15,245.77	15,284.00	15,284.00	13,095.05	17,021.50	16,738.00
477-118 LONGEVITY	2,430.00	2,820.00	3,550.93	2,060.93	1,685.87	3,485.00
477-123 UNEMPLOYMENT	822.00	500.00	500.00	0.00	0.00	500.00
477-163 SEVERANCE PAY	0.00	2,591.00	2,591.00	0.00	0.00	1,604.00
TOTAL 100 PERSONAL SERVICES	267,476.19	281,435.00	282,165.93	249,489.59	300,291.57	304,117.00
<u>200 MATERIAL & SUPPLIES</u>						
477-201 EXPENDABLE TOOLS	0.00	0.00	0.00	0.00	917.89	0.00
477-203 OFFICE SUPPLIES	79.98	500.00	500.00	423.14	0.00	500.00
477-204 PETROLEUM	946.46	1,500.00	1,500.00	141.35	1,699.50	1,500.00
477-209 OTHER OPERATING SUPPLIES	0.00	0.00	0.00	0.00	28.47	0.00
477-214 MATERIALS AND SUPPLIES	8,316.23	500.00	500.00	200.05	0.00	500.00
TOTAL 200 MATERIAL & SUPPLIES	9,342.67	2,500.00	2,500.00	764.54	2,645.86	2,500.00
<u>300 OTHER SERVICES & CHAR</u>						
477-311 CONTRACTUAL	67,680.30	75,000.00	75,000.00	62,940.39	57,014.46	50,000.00
477-314 MOTIVE MAINTENANCE	281.46	750.00	750.00	1,239.57	308.17	750.00
477-315 MAINTENANCE NON-MOTIVE	0.00	1,500.00	1,500.00	0.00	40.50	1,500.00
477-317 TECHNOLOGY HARDWARE	56.99	350.00	350.00	19.99	0.00	350.00
477-318 TECHNOLOGY SOFTWARE	400.00	925.00	925.00	539.27	0.00	825.00
477-334 MEDICAL	54.50	230.00	230.00	97.50	0.00	230.00
477-341 COMMUNICATIONS	1,205.08	1,220.00	1,220.00	641.74	2,502.06	720.00
477-362 UNIFORMS	115.00	250.00	250.00	0.00	0.00	250.00
477-363 TRAVEL & TRAINING	3,707.11	6,500.00	6,500.00	353.20	1,975.90	6,500.00
477-364 DUES & MEMBERSHIPS	472.00	500.00	500.00	476.00	483.00	500.00
477-388 PCARD PURCHASES	0.00	1,600.00	1,600.00	0.00	0.00	800.00
TOTAL 300 OTHER SERVICES & CHAR	73,972.44	88,825.00	88,825.00	66,307.66	62,324.09	62,425.00

CITY OF WOODWARD
PROPOSED BUDGET WORKSHEET
AS OF: MAY 27TH, 2021

11 -GENERAL FUND

81 FIRE ADMINISTRATION

DEPARTMENT EXPENDITURES

	PRIOR YEAR	----- CURRENT YEAR -----			PROJECTED BALANCE	PROPOSED BUDGET
	ACTUAL 2019-2020	ORIGINAL BUDGET	AMENDED BUDGET	Y-T-D ACTUAL		
100 PERSONAL SERVICES						
481-101 SALARIES	624,392.64	212,867.00	212,867.00	188,786.36	162,462.16	218,858.00
481-105 FURLOUGH SAVINGS	0.00	(3,494.00)	(3,494.00)	0.00	0.00	(10,146.00)
481-107 CALL BACK	0.00	0.00	0.00	0.00	239.02	0.00
481-108 OVERTIME	0.00	1,000.00	1,000.00	71.62	358.70	1,000.00
481-109 EDUCATION/CDL INCENTIVE	600.00	600.00	600.00	300.00	0.00	600.00
481-111 CITY'S SHARE FICA	4,078.71	17,356.00	17,356.00	4,096.69	3,207.36	17,270.00
481-112 WORKMEN'S COMPENSATION	10,364.10	13,681.00	13,681.00	12,007.93	7,988.82	13,612.00
481-113 HEALTH INSURANCE	46,487.44	60,704.00	60,704.00	51,689.01	39,649.32	61,204.00
481-114 CITY RETIREMENT	2,618.58	3,011.00	3,011.00	2,464.59	2,326.30	3,021.00
481-117 FIREMAN PENSION PLAN	21,882.22	26,779.00	26,779.00	22,668.64	18,184.80	26,603.00
481-118 LONGEVITY	4,760.00	5,200.00	5,819.06	3,159.06	5,383.46	5,680.00
481-123 UNEMPLOYMENT	0.00	500.00	500.00	0.00	0.00	500.00
481-124 EMT/HAZMAT PAY	1,200.00	1,200.00	1,200.00	1,100.00	0.00	1,200.00
481-161 CELL PHONE STIPEND	700.00	840.00	840.00	770.00	0.00	840.00
481-162 CLOTHING ALLOWANCE	2,970.00	2,160.00	2,160.00	2,430.00	2,295.05	2,160.00
481-163 SEVERANCE PAY	0.00	8,645.00	8,645.00	0.00	0.00	7,694.00
TOTAL 100 PERSONAL SERVICES	720,053.69	351,049.00	351,668.06	289,543.90	242,094.99	350,096.00
200 MATERIAL & SUPPLIES						
481-201 EXPENDABLE TOOLS	36.12	0.00	0.00	0.00	0.00	0.00
481-202 JANITORIAL SUPPLIES	3,340.31	3,000.00	3,000.00	2,783.96	384.30	3,000.00
481-203 OFFICE SUPPLIES	403.58	650.00	650.00	604.00	894.52	1,200.00
481-204 PETROLEUM	2,147.21	3,000.00	3,000.00	2,508.93	0.00	2,600.00
481-206 SAFETY EQUIPMENT	0.00	500.00	500.00	488.99	0.00	500.00
481-209 OTHER OPERATING SUPPLIES	0.00	0.00	0.00	0.00	397.41	0.00
481-212 REFERENCE MATERIAL	1,051.62	0.00	0.00	119.40	0.00	0.00
481-214 MATERIALS AND SUPPLIES	220.23	500.00	500.00	843.98	0.00	500.00
TOTAL 200 MATERIAL & SUPPLIES	7,199.07	7,650.00	7,650.00	7,349.26	1,676.23	7,800.00
300 OTHER SERVICES & CHAR						
481-311 CONTRACTUAL	0.00	0.00	0.00	0.00	169.68	0.00
481-314 MOTIVE MAINTENANCE	56.00	1,500.00	1,500.00	134.45	1,045.71	1,500.00
481-315 MAINTENANCE NON-MOTIVE	0.00	500.00	500.00	65.80	239.95	500.00
481-317 TECHNOLOGY HARDWARE	583.30	920.00	920.00	619.44	0.00	560.00
481-318 TECHNOLOGY SOFTWARE	1,080.96	1,200.00	1,200.00	548.69	0.00	1,200.00
481-334 MEDICAL	54.50	500.00	500.00	0.00	0.00	500.00
481-341 COMMUNICATIONS	3,296.86	3,480.00	3,480.00	3,837.50	3,492.31	4,350.00
481-344 ADVERTISING-PRINTING	0.00	300.00	300.00	0.00	0.00	300.00
481-347 NATURAL GAS	4,639.48	5,500.00	5,500.00	5,529.66	2,487.85	5,600.00
481-348 ELECTRICITY	24,188.47	26,000.00	26,000.00	22,548.31	5,063.92	26,000.00
481-362 UNIFORMS	1,457.88	1,200.00	1,200.00	141.97	1,340.94	1,200.00
481-363 TRAVEL & TRAINING	2,607.46	2,500.00	2,500.00	2,773.93	2,827.78	4,000.00
481-364 DUES & MEMBERSHIPS	112.00	500.00	500.00	130.50	4,623.00	500.00
481-388 PCARD PURCHASES	0.00	3,250.00	3,250.00	0.00	0.00	3,250.00
TOTAL 300 OTHER SERVICES & CHAR	38,076.91	47,350.00	47,350.00	36,330.25	21,291.14	49,460.00

CITY OF WOODWARD
 PROPOSED BUDGET WORKSHEET
 AS OF: MAY 27TH, 2021

11 -GENERAL FUND
 81 FIRE ADMINISTRATION
 DEPARTMENT EXPENDITURES

DEPARTMENT EXPENDITURES	PRIOR YEAR	CURRENT YEAR			PROJECTED BALANCE	PROPOSED BUDGET
	ACTUAL 2019-2020	ORIGINAL BUDGET	AMENDED BUDGET	Y-T-D ACTUAL		
TOTAL 81 FIRE ADMINISTRATION	765,329.67	406,049.00	406,668.06	333,223.41	265,062.36	407,356.00

PROPOSED BUDGET WORKSHEET

AS OF: MAY 27TH, 2021

11 -GENERAL FUND

82 FIRE OPERATIONS

DEPARTMENT EXPENDITURES

DEPARTMENT EXPENDITURES	PRIOR YEAR	----- CURRENT YEAR -----			PROJECTED BALANCE	PROPOSED BUDGET
	ACTUAL	ORIGINAL	AMENDED	Y-T-D		
	2019-2020	BUDGET	BUDGET	ACTUAL		
<u>100 PERSONAL SERVICES</u>						
482-101 SALARIES	788,176.80	885,540.00	885,540.00	720,522.18	596,023.59	829,659.00
482-103 SICK LEAVE BUY BACK	10,821.15	7,785.00	7,785.00	0.00	0.00	12,844.00
482-106 PART-TIME	8,139.42	12,000.00	12,000.00	16,317.01	9,010.21	12,000.00
482-107 CALL BACK	0.00	15,000.00	15,000.00	0.00	6,122.36	15,000.00
482-108 OVERTIME	86,762.05	65,829.00	65,829.00	81,210.55	52,333.47	66,669.00
482-109 EDUCATION/CDL INCENTIVE	2,400.00	2,400.00	2,400.00	1,200.00	0.00	2,400.00
482-111 CITY'S SHARE FICA	15,098.17	16,745.00	16,745.00	13,563.12	9,932.35	16,069.00
482-112 WORKMEN'S COMPENSATION	47,700.65	69,635.00	69,635.00	61,119.19	36,318.63	66,826.00
482-113 HEALTH INSURANCE	278,658.33	313,300.00	313,300.00	273,066.07	177,597.82	315,390.00
482-117 FIREMAN PENSION PLAN	139,508.50	165,688.00	165,688.00	121,495.95	94,914.47	159,352.00
482-118 LONGEVITY	22,710.00	25,030.00	27,921.99	15,121.99	11,404.43	27,270.00
482-119 HOLIDAY PAY IN LIEU	85,987.92	87,772.00	87,772.00	45,397.44	50,983.17	88,892.00
482-123 UNEMPLOYMENT	5.00	500.00	500.00	834.91	0.00	500.00
482-124 EMT/HAZMAT PAY	21,200.00	22,800.00	22,800.00	20,900.00	19,656.71	24,600.00
482-161 CELL PHONE STIPEND	4,700.00	5,880.00	5,880.00	4,180.00	0.00	5,400.00
482-162 CLOTHING ALLOWANCE	20,520.00	22,680.00	22,680.00	15,390.00	13,387.81	20,520.00
482-163 SEVERANCE PAY	0.00	32,668.00	32,668.00	0.00	0.00	34,874.00
TOTAL 100 PERSONAL SERVICES	1,532,387.99	1,751,252.00	1,754,143.99	1,390,318.41	1,077,685.02	1,698,265.00
<u>200 MATERIAL & SUPPLIES</u>						
482-201 EXPENDABLE TOOLS	328.65	500.00	500.00	154.97	91.96	500.00
482-202 JANITORIAL SUPPLIES	0.00	0.00	0.00	27.94	0.00	500.00
482-204 PETROLEUM	8,408.33	11,000.00	11,000.00	5,871.83	13,359.00	10,000.00
482-205 CHEMICALS/FERTILIZERS	202.98	300.00	300.00	55.00	0.00	300.00
482-206 SAFETY EQUIPMENT	5,696.50	4,000.00	4,000.00	4,060.91	2,821.54	4,000.00
482-209 OTHER OPERATING SUPPLIES	0.00	0.00	0.00	0.00	9,439.12	0.00
482-211 FIREWORKS	2,500.00	0.00	0.00	0.00	15,000.00	0.00
482-212 REFERENCE MATERIALS	0.00	1,000.00	1,000.00	0.00	0.00	1,500.00
482-214 MATERIALS AND SUPPLIES	11,847.97	10,000.00	10,000.00	10,558.58	2,289.24	10,000.00
TOTAL 200 MATERIAL & SUPPLIES	28,984.43	26,800.00	26,800.00	20,729.23	43,000.86	26,800.00
<u>300 OTHER SERVICES & CHAR</u>						
482-311 CONTRACTUAL	8,190.53	12,000.00	12,000.00	5,957.40	1,169.91	10,000.00
482-314 MOTIVE MAINTENANCE	7,848.92	20,000.00	20,000.00	14,143.28	11,961.03	20,000.00
482-315 MAINTENANCE NON-MOTIVE	1,946.03	6,500.00	6,500.00	5,620.45	7,711.75	6,500.00
482-317 TECHNOLOGY HARDWARE	366.89	145.00	145.00	159.99	0.00	145.00
482-318 TECHNOLOGY SOFTWARE	496.51	960.00	960.00	1,575.62	0.00	1,000.00
482-334 MEDICAL	715.15	4,632.00	4,632.00	964.78	1,293.97	2,500.00
482-341 COMMUNICATIONS	478.54	480.00	480.00	2,124.02	0.00	3,360.00
482-362 UNIFORMS	1,458.20	8,000.00	8,000.00	10,460.81	5,860.81	8,000.00
482-363 TRAVEL & TRAINING	14,228.31	10,000.00	10,000.00	8,641.60	652.44	15,000.00
482-364 DUES AND MEMBERSHIPS	2,739.50	3,500.00	3,500.00	2,437.50	0.00	3,500.00
482-379 UNCLASSIFIED	0.00	0.00	0.00	430.22	0.00	0.00
482-388 PCARD PURCHASES	0.00	3,850.00	3,850.00	0.00	0.00	3,850.00
482-390 SAFETY COMMITTEE	0.00	5,000.00	5,000.00	0.00	0.00	0.00

PROPOSED BUDGET WORKSHEET

AS OF: MAY 27TH, 2021

11 -GENERAL FUND

82 FIRE OPERATIONS

DEPARTMENT EXPENDITURES

DEPARTMENT EXPENDITURES	PRIOR YEAR	----- CURRENT YEAR -----			PROJECTED BALANCE	PROPOSED BUDGET
	ACTUAL 2019-2020	ORIGINAL BUDGET	AMENDED BUDGET	Y-T-D ACTUAL		
TOTAL 300 OTHER SERVICES & CHAR	38,468.58	75,067.00	75,067.00	52,515.67	28,649.91	73,855.00
400 CAPITAL OUTLAY						
TOTAL						
TOTAL 82 FIRE OPERATIONS	1,599,841.00	1,853,119.00	1,856,010.99	1,463,563.31	1,149,335.79	1,798,920.00

CITY OF WOODWARD
 PROPOSED BUDGET WORKSHEET
 AS OF: MAY 27TH, 2021

11 -GENERAL FUND

83 EMERGENCY MANAGEMENT

DEPARTMENT EXPENDITURES

	PRIOR YEAR	----- CURRENT YEAR -----			PROJECTED BALANCE	PROPOSED BUDGET
	ACTUAL	ORIGINAL	AMENDED	Y-T-D		
	2019-2020	BUDGET	BUDGET	ACTUAL		
100 PERSONAL SERVICES						
483-101 SALARIES	84,844.42	92,643.00	92,643.00	76,965.12	45,023.85	92,643.00
483-102 STANDBY	0.00	0.00	0.00	0.00	125.06	0.00
483-103 SICK LEAVE BUY BACK	1,315.28	1,052.00	1,052.00	0.00	0.00	1,315.00
483-105 FURLOUGH SAVINGS	0.00	(9,264.00)	(9,264.00)	0.00	0.00	(9,264.00)
483-106 PART-TIME	2,737.50	5,000.00	5,000.00	960.00	0.00	5,000.00
483-108 OVERTIME	180.00	0.00	0.00	0.00	9,363.74	0.00
483-111 CITY'S SHARE FICA	6,498.56	7,036.00	7,036.00	5,618.63	4,331.63	7,056.00
483-112 WORKMEN'S COMPENSATION	4,291.13	5,546.00	5,546.00	4,867.72	2,779.11	5,562.00
483-113 HEALTH INSURANCE	18,959.52	19,216.00	19,216.00	18,864.95	12,139.07	19,216.00
483-114 CITY RETIREMENT	7,085.39	7,358.00	7,358.00	6,291.60	0.00	7,379.00
483-116 POLICE PENSION	0.00	0.00	0.00	0.00	6,068.32	0.00
483-118 LONGEVITY	3,240.00	2,039.00	2,363.86	2,004.86	1,105.02	2,039.00
483-119 HOLIDAY PAY IN LIEU	0.00	0.00	0.00	0.00	3,251.72	0.00
483-123 UNEMPLOYMENT	0.00	500.00	500.00	0.00	0.00	500.00
TOTAL 100 PERSONAL SERVICES	129,151.80	131,126.00	131,450.86	115,572.88	84,187.52	131,446.00
200 MATERIAL & SUPPLIES						
483-202 JANITORIAL SUPPLIES	69.16	250.00	250.00	185.78	0.00	250.00
483-203 OFFICE SUPPLIES	1,020.26	750.00	750.00	1,038.65	1,067.83	750.00
483-204 PETROLEUM	2,104.75	2,000.00	2,000.00	1,473.93	3,358.50	2,000.00
483-209 OTHER OPERATING SUPPLIES	0.00	0.00	0.00	0.00	2,981.76	0.00
483-214 MATERIALS AND SUPPLIES	2,381.02	3,000.00	3,000.00	3,066.54	1,630.69	5,000.00
TOTAL 200 MATERIAL & SUPPLIES	5,575.19	6,000.00	6,000.00	5,764.90	9,038.78	8,000.00
300 OTHER SERVICES & CHAR						
483-311 CONTRACTUAL	9,578.23	11,000.00	11,000.00	12,872.75	0.00	11,000.00
483-314 MOTIVE MAINTENANCE	3,509.84	6,000.00	6,000.00	8,251.27	1,020.22	6,000.00
483-315 MAINTENANCE NON-MOTIVE	25,881.85	12,000.00	12,000.00	8,649.86	2,369.05	12,000.00
483-317 TECHNOLOGY HARDWARE	0.00	50.00	50.00	0.00	0.00	0.00
483-318 TECHNOLOGY SOFTWARE	117.67	300.00	300.00	849.35	0.00	850.00
483-334 MEDICAL	119.04	115.00	115.00	0.00	0.00	115.00
483-341 COMMUNICATIONS	6,493.00	5,800.00	5,800.00	5,408.29	6,722.91	6,900.00
483-344 ADVERTISING-PRINTING	0.00	1,000.00	1,000.00	0.00	0.00	1,000.00
483-347 NATURAL GAS	2,101.11	2,100.00	2,100.00	2,148.10	0.00	2,100.00
483-348 ELECTRICITY	8,456.59	8,400.00	8,400.00	6,160.73	289.33	8,400.00
483-362 UNIFORMS	0.00	250.00	250.00	0.00	0.00	250.00
483-363 TRAVEL & TRAINING	780.24	750.00	750.00	0.00	2,186.35	750.00
483-364 DUES & MEMBERSHIPS	0.00	70.00	70.00	50.00	153.00	100.00
483-388 PCARD PURCHASES	0.00	4,500.00	4,500.00	0.00	0.00	4,500.00
TOTAL 300 OTHER SERVICES & CHAR	57,037.57	52,335.00	52,335.00	44,390.35	12,740.86	53,965.00

PROPOSED BUDGET WORKSHEET

AS OF: MAY 27TH, 2021

11 -GENERAL FUND

92 SENIOR CITIZEN CENTER

DEPARTMENT EXPENDITURES

	PRIOR YEAR	----- CURRENT YEAR -----			PROJECTED	PROPOSED
	ACTUAL 2019-2020	ORIGINAL BUDGET	AMENDED BUDGET	Y-T-D ACTUAL		
<u>100 PERSONAL SERVICES</u>						
492-101 SALARIES	42,125.86	43,888.00	43,888.00	37,974.78	36,251.65	43,888.00
492-105 FURLOUGH SAVINGS	0.00	(4,389.00)	(4,389.00)	0.00	0.00	(4,389.00)
492-106 PART-TIME	24,315.21	26,000.00	26,000.00	18,291.28	12,096.84	26,000.00
492-108 OVERTIME	0.00	0.00	0.00	1,137.38	0.00	0.00
492-111 CITY'S SHARE FICA	5,002.33	5,264.00	5,264.00	4,314.45	3,547.51	5,276.00
492-112 WORKMEN'S COMPENSATION	3,142.18	4,149.00	4,149.00	3,641.66	2,637.66	4,159.00
492-113 HEALTH INSURANCE	6,575.76	6,645.00	6,645.00	6,532.21	9,791.60	6,785.00
492-114 CITY RETIREMENT	3,438.65	5,505.00	5,505.00	3,071.58	2,968.18	5,518.00
492-118 LONGEVITY	720.00	840.00	1,164.85	744.85	850.02	960.00
492-123 UNEMPLOYMENT	0.00	500.00	500.00	0.00	0.00	500.00
492-163 SEVERANCE PAY	0.00	1,974.00	1,974.00	0.00	0.00	2,011.00
TOTAL 100 PERSONAL SERVICES	85,319.99	90,376.00	90,700.85	75,708.19	68,143.46	90,708.00
<u>200 MATERIAL & SUPPLIES</u>						
492-202 JANITORIAL SUPPLIES	4,592.15	4,428.00	4,428.00	2,397.68	3,558.03	4,428.00
492-204 PETROLEUM	847.22	1,000.00	1,000.00	421.99	1,342.50	1,000.00
492-206 SAFETY EQUIPMENT	0.00	150.00	150.00	0.00	0.00	50.00
492-214 MATERIALS AND SUPPLIES	72.06	200.00	200.00	546.57	0.00	200.00
TOTAL 200 MATERIAL & SUPPLIES	5,511.43	5,778.00	5,778.00	3,366.24	4,900.53	5,678.00
<u>300 OTHER SERVICES & CHAR</u>						
492-311 CONTRACTUAL	0.00	0.00	0.00	0.00	419.40	0.00
492-314 MOTIVE MAINTENANCE	0.00	500.00	500.00	212.17	20.04	500.00
492-315 MAINTENANCE NON-MOTIVE	8.22	2,000.00	2,000.00	0.00	0.00	2,000.00
492-317 TECHNOLOGY HARDWARE	749.66	145.00	145.00	0.00	0.00	145.00
492-318 TECHNOLOGY SOFTWARE	951.28	1,200.00	1,200.00	411.53	0.00	1,100.00
492-334 MEDICAL	0.00	115.00	115.00	0.00	0.00	115.00
492-341 COMMUNICATIONS	1,569.94	2,080.00	2,080.00	2,230.93	262.24	1,188.00
492-347 NATURAL GAS	2,173.12	3,000.00	3,000.00	2,347.36	3,855.37	3,000.00
492-348 ELECTRICITY	11,738.86	15,000.00	15,000.00	9,021.58	15,295.78	15,000.00
492-363 TRAVEL & TRAINING	0.00	300.00	300.00	0.00	633.79	300.00
492-379 UNCLASSIFIED	9,599.09	8,000.00	8,000.00	30.34	1,770.00	0.00
492-388 PCARD PURCHASES	0.00	100.00	100.00	0.00	0.00	100.00
TOTAL 300 OTHER SERVICES & CHAR	26,790.17	32,440.00	32,440.00	14,253.91	22,256.62	23,448.00
<u>400 CAPITAL OUTLAY</u>						
492-401 CAPITAL OUTLAY	0.00	0.00	0.00	0.00	4,985.00	0.00
TOTAL 400 CAPITAL OUTLAY	0.00	0.00	0.00	0.00	4,985.00	0.00
TOTAL 92 SENIOR CITIZEN CENTER	117,621.59	128,594.00	128,918.85	93,328.34	100,285.61	119,834.00

PROPOSED BUDGET WORKSHEET

AS OF: MAY 27TH, 2021

11 -GENERAL FUND

98 HOSPITAL

DEPARTMENT EXPENDITURES

DEPARTMENT EXPENDITURES	PRIOR YEAR	----- CURRENT YEAR -----			PROJECTED	PROPOSED
	ACTUAL 2019-2020	ORIGINAL BUDGET	AMENDED BUDGET	Y-T-D ACTUAL		
<u>300 OTHER SERVICES & CHAR</u>						
TOTAL						
TOTAL	=====	=====	=====	=====	=====	=====
*** TOTAL EXPENDITURES ***	12,688,101.62	14,223,447.00	14,329,997.00	10,799,664.15	10,028,131.91	15,337,967.00
	=====	=====	=====	=====	=====	=====

*** END OF REPORT ***

PROPOSED BUDGET WORKSHEET

AS OF: MAY 27TH, 2021

13 -HOTEL-MOTEL TAX

FINANCIAL SUMMARY	PRIOR YEAR	----- CURRENT YEAR -----			PROJECTED BALANCE	PROPOSED BUDGET
	ACTUAL 2019-2020	ORIGINAL BUDGET	AMENDED BUDGET	Y-T-D ACTUAL		
REVENUE SUMMARY						
30 TAXES	376,132.61	376,433.00	376,433.00	335,275.33	546,894.87	365,910.00
35 INTEREST	5,808.55	7,016.00	7,016.00	539.51	7,494.93	755.00
36 MISCELLANEOUS	0.00	704.00	704.00	0.00	128,705.64	0.00
37 TRANSFER FROM OTHER FU	0.00	240,000.00	240,000.00	0.00	0.00	345,000.00
38 GRANT REVENUE	92,595.00	100,000.00	100,000.00	77,107.77	0.00	100,000.00
39 OTHER	<u>0.00</u>	<u>105,000.00</u>	<u>105,000.00</u>	<u>0.00</u>	<u>0.00</u>	<u>10,000.00</u>
*** TOTAL REVENUES ***	<u>474,536.16</u>	<u>829,153.00</u>	<u>829,153.00</u>	<u>412,922.61</u>	<u>683,095.44</u>	<u>821,665.00</u>
EXPENDITURE SUMMARY						
23 HOTEL-MOTEL TAX	<u>738,066.74</u>	<u>829,153.00</u>	<u>829,153.00</u>	<u>642,527.82</u>	<u>759,875.68</u>	<u>821,665.00</u>
*** TOTAL EXPENDITURES ***	<u>738,066.74</u>	<u>829,153.00</u>	<u>829,153.00</u>	<u>642,527.82</u>	<u>759,875.68</u>	<u>821,665.00</u>
** REVENUES OVER (UNDER) EXPENDITURES **	<u>(263,530.58)</u>	<u>0.00</u>	<u>0.00</u>	<u>(229,605.21)</u>	<u>(76,780.24)</u>	<u>0.00</u>

PROPOSED BUDGET WORKSHEET

AS OF: MAY 27TH, 2021

13 -HOTEL-MOTEL TAX

DEPARTMENT REVENUES

	PRIOR YEAR	----- CURRENT YEAR -----			PROJECTED	PROPOSED
	ACTUAL 2019-2020	ORIGINAL BUDGET	AMENDED BUDGET	Y-T-D ACTUAL		
30 TAXES						
3050 HOTEL-MOTEL TAX	<u>376,132.61</u>	<u>376,433.00</u>	<u>376,433.00</u>	<u>335,275.33</u>	<u>546,894.87</u>	<u>365,910.00</u>
TOTAL 30 TAXES	376,132.61	376,433.00	376,433.00	335,275.33	546,894.87	365,910.00
35 INTEREST						
3501 INTEREST	<u>5,808.55</u>	<u>7,016.00</u>	<u>7,016.00</u>	<u>539.51</u>	<u>7,494.93</u>	<u>755.00</u>
TOTAL 35 INTEREST	5,808.55	7,016.00	7,016.00	539.51	7,494.93	755.00
36 MISCELLANEOUS						
3601 MISCELLANEOUS	<u>0.00</u>	<u>704.00</u>	<u>704.00</u>	<u>0.00</u>	<u>128,705.64</u>	<u>0.00</u>
TOTAL 36 MISCELLANEOUS	0.00	704.00	704.00	0.00	128,705.64	0.00
37 TRANSFER FROM OTHER FU						
3794 TRANSFER FROM OTHER FUNDS	<u>0.00</u>	<u>240,000.00</u>	<u>240,000.00</u>	<u>0.00</u>	<u>0.00</u>	<u>345,000.00</u>
TOTAL 37 TRANSFER FROM OTHER FU	0.00	240,000.00	240,000.00	0.00	0.00	345,000.00
38 GRANT REVENUE						
3800-09TOURISM & CONVENTION EVENTS	<u>92,595.00</u>	<u>100,000.00</u>	<u>100,000.00</u>	<u>77,107.77</u>	<u>0.00</u>	<u>100,000.00</u>
TOTAL 38 GRANT REVENUE	92,595.00	100,000.00	100,000.00	77,107.77	0.00	100,000.00
39 OTHER						
3901 RESTRICTED PY RESERVES	<u>0.00</u>	<u>105,000.00</u>	<u>105,000.00</u>	<u>0.00</u>	<u>0.00</u>	<u>10,000.00</u>
TOTAL 39 OTHER	0.00	105,000.00	105,000.00	0.00	0.00	10,000.00
*** TOTAL REVENUES ***	<u>474,536.16</u>	<u>829,153.00</u>	<u>829,153.00</u>	<u>412,922.61</u>	<u>683,095.44</u>	<u>821,665.00</u>

PROPOSED BUDGET WORKSHEET

AS OF: MAY 27TH, 2021

13 -HOTEL-MOTEL TAX

23 HOTEL-MOTEL TAX

DEPARTMENT EXPENDITURES

	PRIOR YEAR	----- CURRENT YEAR -----		PROJECTED	PROPOSED	
	ACTUAL 2019-2020	ORIGINAL BUDGET	AMENDED BUDGET			Y-T-D ACTUAL
600 INTER FUND TRANSFERS						
423-611 TRANSFER TO GENERAL FUND	<u>738,066.74</u>	<u>821,230.00</u>	<u>821,230.00</u>	<u>642,527.82</u>	<u>759,875.68</u>	<u>815,247.00</u>
TOTAL 600 INTER FUND TRANSFERS	738,066.74	821,230.00	821,230.00	642,527.82	759,875.68	815,247.00
700 OTHER						
423-703 RESERVE FOR SPECIFIC PURPOSES	<u>0.00</u>	<u>7,923.00</u>	<u>7,923.00</u>	<u>0.00</u>	<u>0.00</u>	<u>6,418.00</u>
TOTAL 700 OTHER	0.00	7,923.00	7,923.00	0.00	0.00	6,418.00
<hr/>						
TOTAL 23 HOTEL-MOTEL TAX	<u>738,066.74</u>	<u>829,153.00</u>	<u>829,153.00</u>	<u>642,527.82</u>	<u>759,875.68</u>	<u>821,665.00</u>
<hr/>						
*** TOTAL EXPENDITURES ***	<u>738,066.74</u>	<u>829,153.00</u>	<u>829,153.00</u>	<u>642,527.82</u>	<u>759,875.68</u>	<u>821,665.00</u>
<hr/>						

*** END OF REPORT ***

CITY OF WOODWARD
 PROPOSED BUDGET WORKSHEET
 AS OF: MAY 27TH, 2021

15 -WMA LIMITD PURP SALES TAX

FINANCIAL SUMMARY	PRIOR YEAR	CURRENT YEAR			PROJECTED BALANCE	PROPOSED BUDGET
	ACTUAL 2019-2020	ORIGINAL BUDGET	AMENDED BUDGET	Y-T-D ACTUAL		
REVENUE SUMMARY						
30 TAXES	4,155,993.69	3,496,024.00	3,496,024.00	3,791,470.32	3,084,331.96	4,149,213.00
35 INTEREST	47,942.61	7,601.00	7,601.00	5,907.02	67,228.72	7,268.00
37 TRANSFER FROM OTHER FU	0.00	250,000.00	250,000.00	0.00	4,946,090.07	0.00
39 OTHER	<u>0.00</u>	<u>72,500.00</u>	<u>72,500.00</u>	<u>0.00</u>	<u>0.00</u>	<u>100,000.00</u>
*** TOTAL REVENUES ***	<u>4,203,936.30</u>	<u>3,826,125.00</u>	<u>3,826,125.00</u>	<u>3,797,377.34</u>	<u>8,097,650.75</u>	<u>4,256,481.00</u>
EXPENDITURE SUMMARY						
00 NON DEPARTMENTAL	4,334,421.10	3,826,125.00	3,826,125.00	3,243,863.98	2,955,508.83	4,256,481.00
67 BUILDING MAINT	<u>0.11</u>	<u>0.00</u>	<u>0.00</u>	<u>0.00</u>	<u>0.00</u>	<u>0.00</u>
*** TOTAL EXPENDITURES ***	<u>4,334,421.21</u>	<u>3,826,125.00</u>	<u>3,826,125.00</u>	<u>3,243,863.98</u>	<u>2,955,508.83</u>	<u>4,256,481.00</u>
** REVENUES OVER (UNDER) EXPENDITURES **	<u>(130,484.91)</u>	<u>0.00</u>	<u>0.00</u>	<u>553,513.36</u>	<u>5,142,141.92</u>	<u>0.00</u>

PROPOSED BUDGET WORKSHEET

AS OF: MAY 27TH, 2021

15 -WMA LIMITD PURP SALES TAX

DEPARTMENT REVENUES	PRIOR YEAR	----- CURRENT YEAR -----			PROJECTED	PROPOSED
	ACTUAL 2019-2020	ORIGINAL BUDGET	AMENDED BUDGET	Y-T-D ACTUAL		
30 TAXES						
3001 1% SALES TAX	2,770,662.45	2,330,683.00	2,330,683.00	2,527,646.88	3,084,331.96	2,766,142.00
3001-20SERIES 2013 SALES TAX	<u>1,385,331.24</u>	<u>1,165,341.00</u>	<u>1,165,341.00</u>	<u>1,263,823.44</u>	<u>0.00</u>	<u>1,383,071.00</u>
TOTAL 30 TAXES	4,155,993.69	3,496,024.00	3,496,024.00	3,791,470.32	3,084,331.96	4,149,213.00
35 INTEREST						
3501 INTEREST	<u>47,942.61</u>	<u>7,601.00</u>	<u>7,601.00</u>	<u>5,907.02</u>	<u>67,228.72</u>	<u>7,268.00</u>
TOTAL 35 INTEREST	47,942.61	7,601.00	7,601.00	5,907.02	67,228.72	7,268.00
36 MISCELLANEOUS						
TOTAL						
37 TRANSFER FROM OTHER FU						
3776 TRANSFER FROM OTHER FUNDS	<u>0.00</u>	<u>250,000.00</u>	<u>250,000.00</u>	<u>0.00</u>	<u>4,946,090.07</u>	<u>0.00</u>
TOTAL 37 TRANSFER FROM OTHER FU	0.00	250,000.00	250,000.00	0.00	4,946,090.07	0.00
39 OTHER						
3901 RESTRICTED PY RESERVES	<u>0.00</u>	<u>72,500.00</u>	<u>72,500.00</u>	<u>0.00</u>	<u>0.00</u>	<u>100,000.00</u>
TOTAL 39 OTHER	0.00	72,500.00	72,500.00	0.00	0.00	100,000.00
*** TOTAL REVENUES ***	<u>4,203,936.30</u>	<u>3,826,125.00</u>	<u>3,826,125.00</u>	<u>3,797,377.34</u>	<u>8,097,650.75</u>	<u>4,256,481.00</u>

PROPOSED BUDGET WORKSHEET

AS OF: MAY 27TH, 2021

15 -WMA LIMITD PURP SALES TAX

98 HOSPITAL

DEPARTMENT EXPENDITURES

DEPARTMENT EXPENDITURES	PRIOR YEAR	CURRENT YEAR			PROJECTED BALANCE	PROPOSED BUDGET
	ACTUAL 2019-2020	ORIGINAL BUDGET	AMENDED BUDGET	Y-T-D ACTUAL		
<u>400 CAPITAL OUTLAY</u>	_____	_____	_____	_____	_____	_____
TOTAL	_____	_____	_____	_____	_____	_____
<u>500 DEBT SERVICE</u>	_____	_____	_____	_____	_____	_____
TOTAL	_____	_____	_____	_____	_____	_____
TOTAL	=====	=====	=====	=====	=====	=====
*** TOTAL EXPENDITURES ***	4,334,421.21	3,826,125.00	3,826,125.00	3,243,863.98	2,955,508.83	4,256,481.00
	=====	=====	=====	=====	=====	=====

*** END OF REPORT ***

PROPOSED BUDGET WORKSHEET

AS OF: MAY 27TH, 2021

16 -RESTRICTED REV SALES TAX

FINANCIAL SUMMARY

	PRIOR YEAR	----- CURRENT YEAR -----			PROJECTED BALANCE	PROPOSED BUDGET
	ACTUAL 2019-2020	ORIGINAL BUDGET	AMENDED BUDGET	Y-T-D ACTUAL		
REVENUE SUMMARY						
30 TAXES	1,385,331.25	1,165,341.00	1,165,341.00	1,263,823.44	1,542,165.99	1,421,147.00
35 INTEREST	54,150.05	59,271.00	59,271.00	30,766.00	27,885.36	59,271.00
36 MISCELLANEOUS	0.00	0.00	36,588.00	0.00	0.00	0.00
37 TRANSFER FROM OTHER FU	(323,827.89)	0.00	0.00	0.00	0.00	0.00
39 OTHER	0.00	1,600,000.00	1,600,000.00	0.00	0.00	1,850,000.00
*** TOTAL REVENUES ***	1,115,653.41	2,824,612.00	2,861,200.00	1,294,589.44	1,570,051.35	3,330,418.00

EXPENDITURE SUMMARY

00 NON DEPARTMENTAL	87,018.36	2,190,514.00	1,709,826.00	711,281.81	0.00	2,394,610.00
02 CITY MANAGER	0.00	0.00	0.00	0.00	13,536.00	9,398.00
06 CODE ENFORCEMENT	0.00	0.00	0.00	0.00	4,354.76	3,542.00
08 INFORMATION TECHNOLOG	2,123.52	7,200.00	7,200.00	7,245.59	10,169.04	60,013.00
20 HUMAN RESOURCES	0.00	0.00	0.00	0.00	0.00	1,542.00
21 CITY CLERK	0.00	0.00	0.00	0.00	34,220.40	3,020.00
22 CITY FINANCE	0.00	0.00	0.00	0.00	3,400.86	9,122.00
23 CITY AT LARGE	69,638.37	0.00	57,000.00	0.00	448,602.25	201,551.00
24 CITY COURT	0.00	0.00	0.00	0.00	1,312.24	1,542.00
26 BSGC	0.00	24,000.00	24,000.00	0.00	0.00	0.00
31 LIBRARY	0.00	0.00	3,100.00	3,100.00	48,361.98	1,200.00
41 AIRPORT	1,061.76	0.00	270,000.00	0.00	3,804.87	0.00
51 UTILITY BILLING	0.00	5,500.00	5,500.00	0.00	0.00	500.00
57 ELECTRIC	4,875.00	0.00	100,000.00	110,454.06	0.00	0.00
58 EVENT COMPLEX	0.00	0.00	0.00	20,147.43	0.00	20,000.00
59 SPORTS & RECREATION	1,061.76	7,500.00	7,500.00	2,875.00	0.00	27,868.00
62 PARK	24,772.39	65,000.00	71,500.00	63,924.89	25,346.76	64,142.00
63 CEMETERY	0.00	0.00	0.00	0.00	11,278.30	4,300.00
64 STREET	290,333.02	351,500.00	351,500.00	49,521.65	55,873.24	251,542.00
65 WATER	0.00	0.00	0.00	107.60	0.00	0.00
66 WASTE WATER	(5,397.02)	0.00	0.00	42,917.00	0.00	0.00
67 BUILDING MAINTENANCE	185,273.76	22,100.00	22,100.00	16,118.09	42,449.68	59,000.00
68 FLEET MANAGEMENT	2,561.76	0.00	0.00	0.00	1,807.23	6,000.00
69 WAREHOUSE	0.00	800.00	800.00	348.88	0.00	0.00
71 POLICE ADMINISTRATION	0.00	0.00	0.00	0.00	361.29	0.00
72 DISPATCH	1,061.76	1,096.00	1,096.00	1,013.35	2,147.97	4,600.00
73 POLICE	124,389.94	51,402.00	51,402.00	77,681.30	104,996.16	74,692.00
74 DETECTIVES	0.00	0.00	0.00	0.00	0.00	6,800.00
76 ANIMAL CONTROL	1,061.76	0.00	0.00	0.00	0.00	1,500.00
77 COUNTY E911	0.00	12,000.00	12,000.00	935.93	0.00	0.00
81 FIRE ADMINISTRATION	4,704.58	0.00	0.00	0.00	12,680.01	2,292.00
82 FIRE	36,305.75	81,000.00	81,000.00	2,841.98	222,432.60	89,500.00
83 EMERGENCY MGMT.	0.00	0.00	500.00	956.41	41,437.10	0.00

PROPOSED BUDGET WORKSHEET

AS OF: MAY 27TH, 2021

16 -RESTRICTED REV SALES TAX

FINANCIAL SUMMARY	PRIOR YEAR	CURRENT YEAR			PROJECTED BALANCE	PROPOSED BUDGET
	ACTUAL	ORIGINAL	AMENDED	Y-T-D		
	2019-2020	BUDGET	BUDGET	ACTUAL		
92 SENIOR CITIZENS CENTE	0.00	5,000.00	5,000.00	1,570.00	23,506.23	2,142.00
93 KID'S, INC.	0.00	0.00	73,176.00	55,724.00	15,273.69	30,000.00
94 MUSEUM	6,424.00	0.00	7,000.00	6,860.00	12,130.68	0.00
98 HOSPITAL	0.00	0.00	0.00	78.13	0.00	0.00
*** TOTAL EXPENDITURES ***	837,270.47	2,824,612.00	2,861,200.00	1,175,703.10	1,139,483.34	3,330,418.00
** REVENUES OVER (UNDER) EXPENDITURES **	278,382.94	0.00	0.00	118,886.34	430,568.01	0.00

PROPOSED BUDGET WORKSHEET

AS OF: MAY 27TH, 2021

16 -RESTRICTED REV SALES TAX

09 TOURISM

DEPARTMENT EXPENDITURES

PRIOR YEAR

----- CURRENT YEAR -----

ACTUAL
2019-2020

ORIGINAL
BUDGET

AMENDED
BUDGET

Y-T-D
ACTUAL

PROJECTED
BALANCE

PROPOSED
BUDGET

400 CAPITAL OUTLAY

TOTAL

TOTAL

=====

PROPOSED BUDGET WORKSHEET

AS OF: MAY 27TH, 2021

16 -RESTRICTED REV SALES TAX

60 CONSTRUCTION

DEPARTMENT EXPENDITURES

PRIOR YEAR
ACTUAL
2019-2020

ORIGINAL
BUDGET

CURRENT YEAR
AMENDED
BUDGET

Y-T-D
ACTUAL

PROJECTED
BALANCE

PROPOSED
BUDGET

400 CAPITAL OUTLAY

TOTAL

TOTAL

=====

PROPOSED BUDGET WORKSHEET

AS OF: MAY 27TH, 2021

16 -RESTRICTED REV SALES TAX

61 SOLID WASTE

DEPARTMENT EXPENDITURES

PRIOR YEAR

----- CURRENT YEAR -----

ACTUAL
2019-2020

ORIGINAL
BUDGET

AMENDED
BUDGET

Y-T-D
ACTUAL

PROJECTED
BALANCE

PROPOSED
BUDGET

400 CAPITAL OUTLAY

TOTAL

TOTAL

PROPOSED BUDGET WORKSHEET

AS OF: MAY 27TH, 2021

16 -RESTRICTED REV SALES TAX

70 STORMWATER

DEPARTMENT EXPENDITURES

PRIOR YEAR

----- CURRENT YEAR -----

ACTUAL

ORIGINAL

AMENDED

Y-T-D

PROJECTED

PROPOSED

2019-2020

BUDGET

BUDGET

ACTUAL

BALANCE

BUDGET

400 CAPITAL OUTLAY

TOTAL

TOTAL

CITY OF WOODWARD
 PROPOSED BUDGET WORKSHEET
 AS OF: MAY 27TH, 2021

16 -RESTRICTED REV SALES TAX

98 HOSPITAL

DEPARTMENT EXPENDITURES

DEPARTMENT EXPENDITURES	PRIOR YEAR	----- CURRENT YEAR -----			PROJECTED BALANCE	PROPOSED BUDGET
	ACTUAL 2019-2020	ORIGINAL BUDGET	AMENDED BUDGET	Y-T-D ACTUAL		
<hr/>						
<u>400 CAPITAL OUTLAY</u>						
498-401 CAPITAL OUTLAY	<u>0.00</u>	<u>0.00</u>	<u>0.00</u>	<u>78.13</u>	<u>0.00</u>	<u>0.00</u>
TOTAL 400 CAPITAL OUTLAY	0.00	0.00	0.00	78.13	0.00	0.00
<hr/>						
TOTAL 98 HOSPITAL	0.00	0.00	0.00	78.13	0.00	0.00
<hr/>						
*** TOTAL EXPENDITURES ***	837,270.47	2,824,612.00	2,861,200.00	1,175,703.10	1,139,483.34	3,330,418.00

*** END OF REPORT ***

*** END OF REPORT ***

*** END OF REPORT ***

CITY OF WOODWARD
 PROPOSED BUDGET WORKSHEET
 AS OF: MAY 27TH, 2021

30 -GRANT FUND

FINANCIAL SUMMARY

	PRIOR YEAR	CURRENT YEAR			PROJECTED BALANCE	PROPOSED BUDGET
	ACTUAL	ORIGINAL	AMENDED	Y-T-D		
	2019-2020	BUDGET	BUDGET	ACTUAL		

REVENUE SUMMARY

35 INTEREST	8,635.27	0.00	0.00	11,628.35	6,309.79	0.00
36 MISCELLANEOUS	15,692.82	0.00	0.00	0.00	0.00	0.00
37 TRANSFER FROM OTHER FU	0.00	0.00	57,000.00	0.00	0.00	0.00
38 GRANT REVENUE	156,453.48	106,814.00	2,106,814.00	1,000,013.86	1,169,924.40	53,644.00
39 OTHER	<u>0.00</u>	<u>1,700.00</u>	<u>1,700.00</u>	<u>0.00</u>	<u>0.00</u>	<u>1,700.00</u>
*** TOTAL REVENUES ***	<u>180,781.57</u>	<u>108,514.00</u>	<u>2,165,514.00</u>	<u>1,011,642.21</u>	<u>1,176,234.19</u>	<u>55,344.00</u>

EXPENDITURE SUMMARY

NON-DEPARTMENTAL	50,000.00	53,000.00	53,000.00	0.00	0.00	1,700.00
CITY @ LARGE	0.00	1,700.00	2,058,700.00	7,986.77	12,719.28	0.00
LIBRARY GRANTS	19,555.09	11,814.00	11,814.00	18,468.87	0.00	11,644.00
AIRPORT GRANTS	0.00	0.00	0.00	0.00	644,130.23	0.00
EMERGENCY MGMT. GRANTS	<u>4,341.89</u>	<u>42,000.00</u>	<u>42,000.00</u>	<u>0.00</u>	<u>0.00</u>	<u>42,000.00</u>
*** TOTAL EXPENDITURES ***	<u>73,896.98</u>	<u>108,514.00</u>	<u>2,165,514.00</u>	<u>26,455.64</u>	<u>656,849.51</u>	<u>55,344.00</u>

** REVENUES OVER (UNDER) EXPENDITURES **	<u>106,884.59</u>	<u>0.00</u>	<u>0.00</u>	<u>985,186.57</u>	<u>519,384.68</u>	<u>0.00</u>
--	-------------------	-------------	-------------	-------------------	-------------------	-------------

CITY OF WOODWARD
PROPOSED BUDGET WORKSHEET
AS OF: MAY 27TH, 2021

30 -GRANT FUND

PARK GRANTS

DEPARTMENT EXPENDITURES

PRIOR YEAR
ACTUAL
2019-2020

ORIGINAL
BUDGET

CURRENT YEAR
AMENDED
BUDGET

Y-T-D
ACTUAL

PROJECTED
BALANCE

PROPOSED
BUDGET

400 CAPITAL OUTLAY

TOTAL

TOTAL

=====

PROPOSED BUDGET WORKSHEET

AS OF: MAY 27TH, 2021

30 -GRANT FUND

WATER GRANTS

DEPARTMENT EXPENDITURES

PRIOR YEAR

----- CURRENT YEAR -----

ACTUAL
2019-2020

ORIGINAL
BUDGET

AMENDED
BUDGET

Y-T-D
ACTUAL

PROJECTED
BALANCE

PROPOSED
BUDGET

400 CAPITAL OUTLAY

TOTAL

TOTAL

=====

PROPOSED BUDGET WORKSHEET

AS OF: MAY 27TH, 2021

30 -GRANT FUND

WASTE WATER GRANTS

DEPARTMENT EXPENDITURES

PRIOR YEAR

----- CURRENT YEAR -----

ACTUAL

ORIGINAL

AMENDED

Y-T-D

PROJECTED

PROPOSED

2019-2020

BUDGET

BUDGET

ACTUAL

BALANCE

BUDGET

400 CAPITAL OUTLAY

TOTAL

TOTAL

=====

CITY OF WOODWARD
PROPOSED BUDGET WORKSHEET
AS OF: MAY 27TH, 2021

30 -GRANT FUND
FIRE DEPT GRANTS

DEPARTMENT EXPENDITURES

PRIOR YEAR
ACTUAL
2019-2020

ORIGINAL
BUDGET

CURRENT YEAR
AMENDED
BUDGET

Y-T-D
ACTUAL

PROJECTED
BALANCE

PROPOSED
BUDGET

400 CAPITAL OUTLAY
TOTAL

TOTAL

PROPOSED BUDGET WORKSHEET

AS OF: MAY 27TH, 2021

30 -GRANT FUND

EMERGENCY MGMT. GRANTS

DEPARTMENT EXPENDITURES

DEPARTMENT EXPENDITURES	PRIOR YEAR	----- CURRENT YEAR -----			PROJECTED BALANCE	PROPOSED BUDGET
	ACTUAL 2019-2020	ORIGINAL BUDGET	AMENDED BUDGET	Y-T-D ACTUAL		
<hr/>						
<u>400 CAPITAL OUTLAY</u>						
483-401 CAPITAL OUTLAY	<u>4,341.89</u>	<u>42,000.00</u>	<u>42,000.00</u>	<u>0.00</u>	<u>0.00</u>	<u>42,000.00</u>
TOTAL 400 CAPITAL OUTLAY	4,341.89	42,000.00	42,000.00	0.00	0.00	42,000.00
<hr/>						
TOTAL EMERGENCY MGMT. GRANTS	4,341.89	42,000.00	42,000.00	0.00	0.00	42,000.00
<hr/>						
*** TOTAL EXPENDITURES ***	73,896.98	108,514.00	2,165,514.00	26,455.64	656,849.51	55,344.00

*** END OF REPORT ***

C I T Y O F W O O D W A R D
 PROPOSED BUDGET WORKSHEET
 AS OF: MAY 27TH, 2021

33 -SPECIAL AIRPORT

FINANCIAL SUMMARY

	PRIOR YEAR	CURRENT YEAR			PROJECTED	PROPOSED
	ACTUAL 2019-2020	ORIGINAL BUDGET	AMENDED BUDGET	Y-T-D ACTUAL		

REVENUE SUMMARY

30 TAXES	0.00	0.00	0.00	0.00	1,193.02	0.00
33 CHARGES FOR SERVICES	427,123.77	435,588.00	435,588.00	318,373.24	518,596.65	506,176.00
35 INTEREST	186.48	248.00	248.00	0.00	868.48	0.00
36 MISCELLANEOUS	3,651.23	345.00	345.00	584.56	774.44	771.00
37 TRANSFER FROM OTHER FU	0.00	0.00	270,000.00	0.00	0.00	850,000.00
39 OTHER	0.00	378,000.00	378,000.00	69,000.00	0.00	10,000.00
*** TOTAL REVENUES ***	430,961.48	814,181.00	1,084,181.00	387,957.80	521,432.59	1,366,947.00

EXPENDITURE SUMMARY

00 NON DEPARTMENTAL	0.00	185,761.00	5,761.00	0.00	0.00	1,082.00
41 AIRPORT	529,148.25	628,420.00	1,078,420.00	482,783.80	530,993.74	1,365,865.00
*** TOTAL EXPENDITURES ***	529,148.25	814,181.00	1,084,181.00	482,783.80	530,993.74	1,366,947.00
** REVENUES OVER (UNDER) EXPENDITURES **	(98,186.77)	0.00	0.00	(94,826.00)	(9,561.15)	0.00

PROPOSED BUDGET WORKSHEET

AS OF: MAY 27TH, 2021

33 -SPECIAL AIRPORT

DEPARTMENT REVENUES	PRIOR YEAR	----- CURRENT YEAR -----			PROJECTED BALANCE	PROPOSED BUDGET
	ACTUAL 2019-2020	ORIGINAL BUDGET	AMENDED BUDGET	Y-T-D ACTUAL		
30 TAXES						
3008 ELECTRICAL SALES	0.00	0.00	0.00	0.00	1,193.02	0.00
TOTAL 30 TAXES	0.00	0.00	0.00	0.00	1,193.02	0.00
33 CHARGES FOR SERVICES						
3302 LEASE & RENT-AIRPORT	44,113.97	50,000.00	50,000.00	45,921.32	51,739.20	50,000.00
3303 FUEL SALES	382,364.50	370,588.00	370,588.00	272,451.92	466,857.45	441,176.00
3315 AIRCRAFT MAINT/REPAIRS	645.30	15,000.00	15,000.00	0.00	0.00	15,000.00
TOTAL 33 CHARGES FOR SERVICES	427,123.77	435,588.00	435,588.00	318,373.24	518,596.65	506,176.00
35 INTEREST						
3501 INTEREST	186.48	248.00	248.00	0.00	868.48	0.00
TOTAL 35 INTEREST	186.48	248.00	248.00	0.00	868.48	0.00
36 MISCELLANEOUS						
3601 MISCELLANEOUS	3,651.23	345.00	345.00	584.56	774.44	771.00
TOTAL 36 MISCELLANEOUS	3,651.23	345.00	345.00	584.56	774.44	771.00
37 TRANSFER FROM OTHER FU						
3701 TRANSFER FROM GF	0.00	0.00	0.00	0.00	0.00	200,000.00
3716 XFER FROM FUND 16	0.00	0.00	270,000.00	0.00	0.00	650,000.00
TOTAL 37 TRANSFER FROM OTHER FU	0.00	0.00	270,000.00	0.00	0.00	850,000.00
39 OTHER						
3901 RESTRICT PY RESERVES/DEPOSITS	0.00	378,000.00	378,000.00	69,000.00	0.00	10,000.00
TOTAL 39 OTHER	0.00	378,000.00	378,000.00	69,000.00	0.00	10,000.00
*** TOTAL REVENUES ***	430,961.48	814,181.00	1,084,181.00	387,957.80	521,432.59	1,366,947.00

CITY OF WOODWARD
 PROPOSED BUDGET WORKSHEET
 AS OF: MAY 27TH, 2021

33 -SPECIAL AIRPORT
 00 NON DEPARTMENTAL
 DEPARTMENT EXPENDITURES

	PRIOR YEAR	CURRENT YEAR			PROJECTED	PROPOSED
	ACTUAL 2019-2020	ORIGINAL BUDGET	AMENDED BUDGET	Y-T-D ACTUAL		
<u>700 OTHER</u>						
400-704 RESERVE FOR EMERG AND SHORTEFAL	0.00	185,761.00	5,761.00	0.00	0.00	1,082.00
TOTAL 700 OTHER	0.00	185,761.00	5,761.00	0.00	0.00	1,082.00
TOTAL 00 NON DEPARTMENTAL	0.00	185,761.00	5,761.00	0.00	0.00	1,082.00

PROPOSED BUDGET WORKSHEET

AS OF: MAY 27TH, 2021

33 -SPECIAL AIRPORT

41 AIRPORT

DEPARTMENT EXPENDITURES	PRIOR YEAR	----- CURRENT YEAR -----			PROJECTED BALANCE	PROPOSED BUDGET
	ACTUAL 2019-2020	ORIGINAL BUDGET	AMENDED BUDGET	Y-T-D ACTUAL		
<u>100 PERSONAL SERVICES</u>						
441-101 SALARIES	123,914.31	128,024.00	128,024.00	120,055.06	60,163.76	141,066.00
441-102 STANDBY	2,646.60	2,000.00	2,000.00	2,484.68	0.00	2,000.00
441-104 MECHANIC WAGES	320.00	20,000.00	20,000.00	160.00	0.00	20,000.00
441-105 FURLOUGH SAVINGS	0.00	(12,802.00)	(12,802.00)	0.00	0.00	0.00
441-106 PART-TIME	11,785.14	20,000.00	20,000.00	11,603.00	11,737.80	20,000.00
441-108 OVERTIME	5,147.74	3,500.00	3,500.00	0.00	7,427.10	3,500.00
441-111 CITY'S SHARE FICA	9,956.81	11,086.00	11,086.00	9,680.71	6,103.22	13,098.00
441-112 WORKMEN'S COMPENSATION	8,742.48	8,738.00	8,738.00	7,669.42	5,444.04	10,325.00
441-113 HEALTH INSURANCE	32,330.64	26,676.00	26,676.00	26,206.94	8,727.04	27,116.00
441-114 RETIREMENT	10,800.05	11,593.00	11,593.00	9,893.99	5,338.29	13,698.00
441-118 LONGEVITY	1,320.00	1,310.00	2,040.93	1,320.93	348.00	1,770.00
441-123 UNEMPLOYMENT	0.00	500.00	500.00	3,808.41	0.00	500.00
441-161 CELL PHONE STIPEND	420.00	420.00	420.00	385.00	0.00	420.00
441-163 SEVERANCE PAY	0.00	1,962.00	1,962.00	0.00	0.00	1,966.00
TOTAL 100 PERSONAL SERVICES	207,383.77	223,007.00	223,737.93	193,268.14	105,289.25	255,459.00
<u>200 MATERIAL & SUPPLIES</u>						
441-201 EXPENDABLE TOOLS	788.18	1,600.00	1,600.00	148.79	0.00	1,200.00
441-202 JANITORIAL SUPPLIES	1,413.76	1,500.00	1,500.00	1,213.15	210.81	1,500.00
441-203 OFFICE SUPPLIES	735.01	1,500.00	1,500.00	1,197.68	767.01	1,500.00
441-204 PETROLEUM	267,952.60	315,000.00	314,269.07	191,696.29	369,837.03	375,000.00
441-205 CHEMICALS/FERTILIZERS	405.45	405.00	405.00	421.94	0.00	405.00
441-206 SAFETY EQUIPMENT	795.60	900.00	900.00	385.41	353.08	900.00
441-209 OTHER OPERATING SUPPLIES	0.00	0.00	0.00	0.00	1,036.98	0.00
441-212 REFERENCE MATERIAL	0.00	500.00	500.00	0.00	0.00	500.00
441-214 MATERIALS AND SUPPLIES	7,971.03	5,500.00	5,500.00	2,022.56	3,442.56	5,500.00
441-215 AIRCRAFT SUPPLIES/PARTS	2,165.83	7,500.00	7,500.00	1,470.70	0.00	7,500.00
441-242 POSTAGE	31.51	300.00	300.00	0.00	0.00	300.00
TOTAL 200 MATERIAL & SUPPLIES	282,258.97	334,705.00	333,974.07	198,556.52	375,647.47	394,305.00
<u>300 OTHER SERVICES & CHAR</u>						
441-311 CONTRACTUAL	8,771.43	15,000.00	15,000.00	6,791.93	11,814.52	10,000.00
441-314 MOTIVE MAINTENANCE	2,819.41	5,000.00	5,000.00	4,975.71	1,806.52	6,000.00
441-315 MAINTENANCE NON-MOTIVE	2,097.92	6,300.00	6,300.00	4,434.03	6,023.02	6,000.00
441-317 TECHNOLOGY HARDWARE	104.05	595.00	595.00	54.99	0.00	595.00
441-318 TECHNOLOGY SOFTWARE	87.28	150.00	150.00	137.18	0.00	3,150.00
441-334 MEDICAL	440.16	115.00	115.00	0.00	311.40	115.00
441-341 COMMUNICATIONS	3,205.99	4,510.00	4,510.00	4,654.33	7,271.11	3,641.00
441-347 NATURAL GAS	5,109.01	6,500.00	6,500.00	4,921.66	5,576.50	6,000.00
441-348 ELECTRICITY	15,739.98	17,000.00	17,000.00	14,252.39	16,091.46	16,000.00
441-351 INSURANCE-VEH, BLD, GL	0.00	5,938.00	5,938.00	6,000.00	0.00	6,000.00
441-362 UNIFORMS	855.28	300.00	300.00	0.00	677.80	400.00
441-363 TRAVEL & TRAINING	0.00	2,000.00	2,000.00	24.11	0.00	1,000.00
441-364 DUES & MEMBERSHIPS	275.00	300.00	300.00	275.00	120.00	300.00
441-379 UNCLASSIFIED	0.00	0.00	0.00	0.00	364.69	0.00

CITY OF WOODWARD
 PROPOSED BUDGET WORKSHEET
 AS OF: MAY 27TH, 2021

33 -SPECIAL AIRPORT

41 AIRPORT

DEPARTMENT EXPENDITURES

DEPARTMENT EXPENDITURES	PRIOR YEAR	CURRENT YEAR			PROJECTED BALANCE	PROPOSED BUDGET
	ACTUAL 2019-2020	ORIGINAL BUDGET	AMENDED BUDGET	Y-T-D ACTUAL		
441-388 PCARD PURCHASES	0.00	2,500.00	2,500.00	0.00	0.00	2,500.00
TOTAL 300 OTHER SERVICES & CHAR	39,505.51	66,208.00	66,208.00	46,521.33	50,057.02	61,701.00
400 CAPITAL OUTLAY						
441-401 CAPITAL OUTLAY	0.00	4,500.00	4,500.00	14,469.82	0.00	650,000.00
441-401-18AIRPORT FUEL SYSTEM #184	0.00	0.00	450,000.00	29,800.00	0.00	0.00
441-402 CAPITAL OUTLAY-TECHNOLOGY	0.00	0.00	0.00	167.99	0.00	4,400.00
TOTAL 400 CAPITAL OUTLAY	0.00	4,500.00	454,500.00	44,437.81	0.00	654,400.00
600 INTER FUND TRANSFERS						
TOTAL						
<hr/>						
TOTAL 41 AIRPORT	529,148.25	628,420.00	1,078,420.00	482,783.80	530,993.74	1,365,865.00
<hr/>						
*** TOTAL EXPENDITURES ***	529,148.25	814,181.00	1,084,181.00	482,783.80	530,993.74	1,366,947.00
<hr/>						

*** END OF REPORT ***

PROPOSED BUDGET WORKSHEET

AS OF: MAY 27TH, 2021

74 -WMA DEBT SERVICE FUND

FINANCIAL SUMMARY

FINANCIAL SUMMARY	PRIOR YEAR	----- CURRENT YEAR -----			PROJECTED BALANCE	PROPOSED BUDGET
	ACTUAL 2019-2020	ORIGINAL BUDGET	AMENDED BUDGET	Y-T-D ACTUAL		
REVENUE SUMMARY						
35 INTEREST	8,404.89	0.00	0.00	0.00	0.00	0.00
37 TRANSFER FROM OTHER FU	<u>5,310,871.24</u>	<u>4,960,223.00</u>	<u>4,960,223.00</u>	<u>4,895,161.82</u>	<u>3,256,039.73</u>	<u>5,051,070.00</u>
*** TOTAL REVENUES ***	<u>5,319,276.13</u>	<u>4,960,223.00</u>	<u>4,960,223.00</u>	<u>4,895,161.82</u>	<u>3,256,039.73</u>	<u>5,051,070.00</u>
EXPENDITURE SUMMARY						
NON DEPARTMENTAL	625,021.87	14,000.00	14,000.00	14,500.00	3,000.00	14,000.00
CITY AT LARGE	(3,350,198.99)	760,973.00	760,973.00	1,274,493.52	189,891.47	1,216,569.00
BSGC	40,702.81	50,833.00	50,833.00	47,635.26	0.00	53,182.00
WMGC	0.00	9,960.00	9,960.00	8,597.34	0.00	9,960.00
PARKS	1,970,207.74	1,944,670.00	1,944,670.00	1,814,533.76	1,806,514.83	1,949,610.00
UTILITY	139,831.76	442,840.00	442,840.00	404,429.69	0.00	436,340.00
WATER	33,306.26	105,058.00	105,058.00	130,806.10	0.00	104,443.00
WASTE WATER	0.00	94,630.00	94,630.00	94,629.96	110,639.42	94,615.00
STORMWATER	63,610.07	315,173.00	315,173.00	253,917.68	0.00	313,330.00
FIRE	5,784,333.34	740,136.00	740,136.00	851,618.51	0.00	859,021.00
HOSPITAL	<u>0.00</u>	<u>0.00</u>	<u>0.00</u>	<u>0.00</u>	<u>1,145,994.00</u>	<u>0.00</u>
*** TOTAL EXPENDITURES ***	<u>5,306,814.86</u>	<u>4,478,273.00</u>	<u>4,478,273.00</u>	<u>4,895,161.82</u>	<u>3,256,039.72</u>	<u>5,051,070.00</u>
** REVENUES OVER (UNDER) EXPENDITURES **	<u>12,461.27</u>	<u>481,950.00</u>	<u>481,950.00</u>	<u>0.00</u>	<u>0.01</u>	<u>0.00</u>

PROPOSED BUDGET WORKSHEET

AS OF: MAY 27TH, 2021

74 -WMA DEBT SERVICE FUND

DEPARTMENT REVENUES	PRIOR YEAR	----- CURRENT YEAR -----			PROJECTED BALANCE	PROPOSED BUDGET
	ACTUAL	ORIGINAL	AMENDED	Y-T-D		
	2019-2020	BUDGET	BUDGET	ACTUAL		
<u>35 INTEREST</u>						
3501 INTEREST INCOME	8,404.89	0.00	0.00	0.00	0.00	0.00
TOTAL 35 INTEREST	8,404.89	0.00	0.00	0.00	0.00	0.00
<u>37 TRANSFER FROM OTHER FU</u>						
3706 TRANSFER FROM WMA	889,431.78	708,505.00	708,505.00	940,016.03	300,530.90	706,432.00
3776 TRANSFER FROM OTHER FUNDS	358,511.72	0.00	0.00	0.00	0.00	0.00
3795 TRANSFER FROM LPST	3,961,409.38	3,320,345.00	3,320,345.00	3,229,363.98	2,955,508.83	3,625,856.00
3796 TRANSFER FROM RESTRICTED REV	101,518.36	931,373.00	931,373.00	725,781.81	0.00	718,782.00
TOTAL 37 TRANSFER FROM OTHER FU	5,310,871.24	4,960,223.00	4,960,223.00	4,895,161.82	3,256,039.73	5,051,070.00
<u>38 GRANT REVENUE</u>						
TOTAL						
<u>39 OTHER</u>						
TOTAL						
*** TOTAL REVENUES ***	5,319,276.13	4,960,223.00	4,960,223.00	4,895,161.82	3,256,039.73	5,051,070.00

PROPOSED BUDGET WORKSHEET

AS OF: MAY 27TH, 2021

74 -WMA DEBT SERVICE FUND

CITY AT LARGE

DEPARTMENT EXPENDITURES

	PRIOR YEAR	CURRENT YEAR			PROJECTED	PROPOSED
	ACTUAL 2019-2020	ORIGINAL BUDGET	AMENDED BUDGET	Y-T-D ACTUAL		
500 DEBT SERVICE						
423-501 SERIES 2010 USDA NOTE-PRIN	61,803.15	64,166.00	64,166.00	58,913.73	0.00	66,617.00
423-502 SERIES 2010 USDA NOTE-INT	124,088.85	121,724.00	121,724.00	111,487.27	0.00	119,275.00
423-503 SERIES OIFA NOTE DW-PRIN	0.00	0.00	0.00	0.00	106,095.88	0.00
423-504 SERIES OIFA NOTE DW-INT	0.00	0.00	0.00	0.00	83,795.59	0.00
423-507 SERIES 2010 SEB NOTE PRIN	260,247.82	113,365.00	113,365.00	120,415.21	0.00	0.00
423-508 SERIES 2010 SEB NOTE INT	10,488.57	1,490.00	1,490.00	1,420.37	0.00	0.00
423-513 SERIES 2015 NOTE-34TH ST PRIN	4,164,124.74	0.00	0.00	0.00	0.00	0.00
423-514 SERIES 2015 NOTE-34TH ST INT	103,436.63	0.00	0.00	0.00	0.00	0.00
423-515 SERIES 2015A -CITY HALL-PRNC	330,000.00	340,000.00	340,000.00	300,100.39	0.00	0.00
423-516 SERIES 2015A-CITY HALL- INT	75,611.25	67,798.00	67,798.00	50,641.57	0.00	0.00
423-517 SERIES 2020 NOTE-34TH-PRIN	0.00	0.00	0.00	570,750.00	0.00	535,050.00
423-518 SERIES 2020 NOTE-34TH-INTEREST	0.00	52,430.00	52,430.00	60,764.98	0.00	96,026.00
423-519 SERIES 2021A-CITY HALL-PRNC	0.00	0.00	0.00	0.00	0.00	365,000.00
423-520 SERIES 2021A-CITY HALL-INT	0.00	0.00	0.00	0.00	0.00	34,601.00
TOTAL 500 DEBT SERVICE	5,129,801.01	760,973.00	760,973.00	1,274,493.52	189,891.47	1,216,569.00
600 INTER FUND TRANSFERS						
423-612 TRANSF TO OTHER GOVERNMENTS	(8,480,000.00)	0.00	0.00	0.00	0.00	0.00
TOTAL 600 INTER FUND TRANSFERS	(8,480,000.00)	0.00	0.00	0.00	0.00	0.00
TOTAL CITY AT LARGE	(3,350,198.99)	760,973.00	760,973.00	1,274,493.52	189,891.47	1,216,569.00

PROPOSED BUDGET WORKSHEET

AS OF: MAY 27TH, 2021

74 -WMA DEBT SERVICE FUND

BSGC

DEPARTMENT EXPENDITURES

	PRIOR YEAR ACTUAL 2019-2020	CURRENT YEAR			PROJECTED BALANCE	PROPOSED BUDGET
		ORIGINAL BUDGET	AMENDED BUDGET	Y-T-D ACTUAL		
500 DEBT SERVICE						
426-501 TORA EQUIP-PRINCIPAL	0.00	10,781.00	10,781.00	10,781.15	0.00	13,200.00
426-502 TORA EQUIP-INTEREST	720.49	204.00	204.00	203.65	0.00	0.00
426-503 BSGC-JDF EQUIPMENT (PRINIPAL)	10,502.49	12,038.00	12,038.00	10,074.56	0.00	11,501.00
426-504 BSGC -JDF EQUIPMENT (INTEREST)	1,670.19	0.00	0.00	1,083.73	0.00	672.00
426-505 BSGC-YAMAHA CARTS-40 PRINCIPAL	21,446.08	27,810.00	27,810.00	20,441.27	0.00	23,136.00
426-506 BSGC-YAMAHA CARTS-40 INTEREST	6,363.56	0.00	0.00	5,050.90	0.00	4,673.00
TOTAL 500 DEBT SERVICE	40,702.81	50,833.00	50,833.00	47,635.26	0.00	53,182.00
TOTAL BSGC	40,702.81	50,833.00	50,833.00	47,635.26	0.00	53,182.00

PROPOSED BUDGET WORKSHEET

AS OF: MAY 27TH, 2021

74 -WMA DEBT SERVICE FUND

PARKS

DEPARTMENT EXPENDITURES

DEPARTMENT EXPENDITURES	PRIOR YEAR	CURRENT YEAR			PROJECTED BALANCE	PROPOSED BUDGET
	ACTUAL 2019-2020	ORIGINAL BUDGET	AMENDED BUDGET	Y-T-D ACTUAL		
500 DEBT SERVICE						
462-501 SERIES 2006 NOTE-PRINCIPAL	520,000.00	540,000.00	540,000.00	505,639.67	340,008.00	565,000.00
462-502 SERIES 2006 NOTE-INTEREST	198,296.72	167,899.00	167,899.00	152,745.11	391,692.00	144,766.00
462-503 SERIES 2007 NOTE-PRINCIPAL	515,000.00	535,000.00	535,000.00	501,074.52	335,004.00	560,000.00
462-504 SERIES 2007 NOTE-INTEREST	221,108.96	191,374.00	191,374.00	174,267.08	410,976.00	168,997.00
462-506 SERIES 2008 NOTE-PRINCIPAL	260,000.00	275,000.00	275,000.00	258,651.87	67,500.00	290,000.00
462-507 SERIES 2008 NOTE-INTEREST	169,884.48	149,479.00	149,479.00	136,237.93	166,806.00	134,930.00
462-508 SERIES 2008 MUSCO NOTE-PRIN	0.00	0.00	0.00	0.00	59,741.05	0.00
462-509 SERIES 2008 MUSCO NOTE-INT	0.00	0.00	0.00	0.00	34,787.78	0.00
462-510 CAPITAL ONE NOTE-PRINCIPLE	73,401.87	76,173.00	76,173.00	76,172.76	0.00	79,048.00
462-511 CAPITAL ONE NOTE-INTEREST	<u>12,515.71</u>	<u>9,745.00</u>	<u>9,745.00</u>	<u>9,744.82</u>	<u>0.00</u>	<u>6,869.00</u>
TOTAL 500 DEBT SERVICE	1,970,207.74	1,944,670.00	1,944,670.00	1,814,533.76	1,806,514.83	1,949,610.00
TOTAL PARKS	1,970,207.74	1,944,670.00	1,944,670.00	1,814,533.76	1,806,514.83	1,949,610.00

PROPOSED BUDGET WORKSHEET

AS OF: MAY 27TH, 2021

74 -WMA DEBT SERVICE FUND

HOSPITAL

DEPARTMENT EXPENDITURES

	PRIOR YEAR	----- CURRENT YEAR -----			PROJECTED BALANCE	PROPOSED BUDGET
	ACTUAL 2019-2020	ORIGINAL BUDGET	AMENDED BUDGET	Y-T-D ACTUAL		
<u>300 OTHER SERVICES & CHAR</u>						
498-301 TRUSTEE FEES	0.00	0.00	0.00	0.00	1,200.00	0.00
TOTAL 300 OTHER SERVICES & CHAR	0.00	0.00	0.00	0.00	1,200.00	0.00
<u>500 DEBT SERVICE</u>						
498-501 SERIES 2003 NOTE-PRINCIPAL	0.00	0.00	0.00	0.00	889,994.04	0.00
498-502 SERIES 2003 NOTE-INTEREST	0.00	0.00	0.00	0.00	254,799.96	0.00
TOTAL 500 DEBT SERVICE	0.00	0.00	0.00	0.00	1,144,794.00	0.00
<hr/>						
TOTAL HOSPITAL	0.00	0.00	0.00	0.00	1,145,994.00	0.00
<hr/>						
*** TOTAL EXPENDITURES ***	5,306,814.86	4,478,273.00	4,478,273.00	4,895,161.82	3,256,039.72	5,051,070.00
<hr/>						

*** END OF REPORT ***

PROPOSED BUDGET WORKSHEET

AS OF: MAY 27TH, 2021

75 -WMA

FINANCIAL SUMMARY

PRIOR YEAR

----- CURRENT YEAR -----

ACTUAL

ORIGINAL

AMENDED

Y-T-D

PROJECTED

PROPOSED

2019-2020

BUDGET

BUDGET

ACTUAL

BALANCE

BUDGET

REVENUE SUMMARY

30 TAXES	707.98	615.00	615.00	3,257.90	4,269.79	2,683.00
33 CHARGES FOR SERVICES	7,942,283.95	7,860,341.00	7,860,341.00	7,221,240.32	5,108,915.65	8,528,986.00
35 INTEREST	94,933.60	58,621.00	58,621.00	25,983.68	28,857.30	33,349.00
36 MISCELLANEOUS	168,175.49	104,323.00	104,323.00	86,542.99	76,046.84	70,273.00
37 TRANSFER FROM OTHER FU	1,015,866.76	0.00	0.00	0.00	0.00	0.00
38 GRANT REVENUE	21,255.63	0.00	0.00	0.00	0.00	0.00
39 OTHER	<u>0.00</u>	<u>2,400,000.00</u>	<u>2,400,000.00</u>	<u>0.00</u>	<u>0.00</u>	<u>2,400,000.00</u>

*** TOTAL REVENUES *** 9,243,223.41 10,423,900.00 10,423,900.00 7,337,024.89 5,218,089.58 11,035,291.00

EXPENDITURE SUMMARY

00 NON DEPARTMENTAL	4,834,491.98	6,195,004.00	5,666,412.90	3,390,796.62	1,244,726.65	6,009,752.00
23 CITY AT LARGE	28,530.34	0.00	35,000.00	28,199.49	0.00	0.00
26 BSGC	261,950.95	230,034.00	230,196.43	161,755.64	0.00	322,450.00
27 WMGC	19,845.51	50,000.00	50,000.00	27,587.69	0.00	50,000.00
50 PUBLIC WORKS ADM.	160,966.70	168,991.00	169,315.86	149,958.75	169,745.99	172,438.00
51 UTILITY BILLING	381,636.84	327,716.00	328,365.72	298,018.05	397,104.89	337,125.00
61 SOLID WASTE	954,511.98	824,691.00	966,640.16	810,437.00	856,267.47	1,024,971.00
65 WATER	1,225,246.17	1,291,939.00	1,640,738.44	1,284,232.26	1,575,054.92	1,505,078.00
66 WASTE WATER	784,037.01	639,371.00	640,508.01	601,830.02	756,512.03	751,980.00
69 WAREHOUSE	75,408.46	120,190.00	120,433.64	66,348.81	0.00	120,302.00
70 STORMWATER	154,068.64	475,964.00	476,288.84	387,276.15	0.00	491,195.00
98 HOSPITAL	<u>10,075.81</u>	<u>100,000.00</u>	<u>100,000.00</u>	<u>9,142.04</u>	<u>0.00</u>	<u>250,000.00</u>

*** TOTAL EXPENDITURES *** 8,890,770.39 10,423,900.00 10,423,900.00 7,215,582.52 4,999,411.95 11,035,291.00

** REVENUES OVER (UNDER) EXPENDITURES ** 352,453.02 0.00 0.00 121,442.37 218,677.63 0.00

PROPOSED BUDGET WORKSHEET

AS OF: MAY 27TH, 2021

75 -WMA

DEPARTMENT REVENUES	PRIOR YEAR	----- CURRENT YEAR -----			PROJECTED	PROPOSED
	ACTUAL 2019-2020	ORIGINAL BUDGET	AMENDED BUDGET	Y-T-D ACTUAL		
<u>30 TAXES</u>						
3010 DUMPSTER SALES/RENTALS	707.98	615.00	615.00	3,257.90	4,269.79	2,683.00
TOTAL 30 TAXES	707.98	615.00	615.00	3,257.90	4,269.79	2,683.00
<u>33 CHARGES FOR SERVICES</u>						
3302 LEASE & RENT REV-WMA	9,135.26	0.00	0.00	8,846.17	0.00	0.00
3303 PENALTY REVENUE	72,644.53	75,504.00	75,504.00	74,691.13	54,680.04	89,965.00
3304 GARBAGE	1,270,240.09	1,275,096.00	1,275,096.00	1,165,242.22	809,375.73	1,361,725.00
3305 WATER	3,752,771.42	3,768,875.00	3,768,875.00	3,429,393.40	2,253,111.15	4,113,507.00
3305-00NON-REFUNDABLE INCOME	0.00	0.00	0.00	6.50	74.97	9.00
3306 WATER TAPS	25,643.95	10,368.00	10,368.00	4,415.65	23,141.25	5,854.00
3307 TURN ON FEES	59,649.83	31,600.00	31,600.00	38,075.00	38,745.00	44,940.00
3308 SEWER SURCHARGE	3,160.00	3,907.00	3,907.00	2,710.00	2,017.50	3,039.00
3309 SEWER REVENUE	1,412,185.89	1,421,319.00	1,421,319.00	1,290,636.60	870,838.89	1,511,708.00
3310 SEWER TAPS	10,111.00	9,765.00	9,765.00	6,876.00	6,064.12	7,954.00
3311 NONOPERATING RENTAL REVENUE	43,382.60	110,700.00	110,700.00	27,399.00	346,423.50	110,700.00
3312 EXCESSIVE INDUST WASTE FEE	1,050.00	1,400.00	1,400.00	1,050.00	6,675.00	1,498.00
3313 WRH LEASE RENTAL REVENUE	750,000.00	750,000.00	750,000.00	687,500.00	697,768.50	750,000.00
3316 STORMWATER REVENUE	532,309.38	401,807.00	401,807.00	484,398.65	0.00	528,087.00
TOTAL 33 CHARGES FOR SERVICES	7,942,283.95	7,860,341.00	7,860,341.00	7,221,240.32	5,108,915.65	8,528,986.00
<u>35 INTEREST</u>						
3501 INTEREST	94,933.60	58,621.00	58,621.00	25,983.68	28,857.30	33,349.00
TOTAL 35 INTEREST	94,933.60	58,621.00	58,621.00	25,983.68	28,857.30	33,349.00
<u>36 MISCELLANEOUS</u>						
3601 MISCELLANEOUS	149,110.39	60,653.00	60,653.00	46,060.69	15,881.50	5,864.00
3605 SHORT/OVER	(9.90)	0.00	0.00	32.50	(227.97)	0.00
3606 KLINE FARM REVENUE	3,075.00	2,000.00	2,000.00	6,210.00	3,750.00	2,000.00
3618 INSURANCE RECEIPTS	0.00	0.00	0.00	0.00	56,643.31	0.00
3623 BOILING SPRINGS GOLF COURSE	0.00	0.00	0.00	14,138.44	0.00	20,739.00
3624 WOODWARD MUNICIPAL GOLF COURSE	16,000.00	41,670.00	41,670.00	20,101.36	0.00	41,670.00
TOTAL 36 MISCELLANEOUS	168,175.49	104,323.00	104,323.00	86,542.99	76,046.84	70,273.00
<u>37 TRANSFER FROM OTHER FU</u>						
3705 TRANSFER FROM OTHER FUNDS	1,015,866.76	0.00	0.00	0.00	0.00	0.00
TOTAL 37 TRANSFER FROM OTHER FU	1,015,866.76	0.00	0.00	0.00	0.00	0.00

PROPOSED BUDGET WORKSHEET

AS OF: MAY 27TH, 2021

75 -WMA

DEPARTMENT REVENUES	PRIOR YEAR	----- CURRENT YEAR -----			PROJECTED	PROPOSED
	ACTUAL 2019-2020	ORIGINAL BUDGET	AMENDED BUDGET	Y-T-D ACTUAL		
<u>38 GRANT REVENUE</u>						
3800 BAD DEBT EXPENSE-WATER	12,078.64	0.00	0.00	0.00	0.00	0.00
3801 BAD DEBT EXPENSE-SEWER	4,847.76	0.00	0.00	0.00	0.00	0.00
3802 BAD DEBT EXPENSE-SANITATION	<u>4,329.23</u>	<u>0.00</u>	<u>0.00</u>	<u>0.00</u>	<u>0.00</u>	<u>0.00</u>
TOTAL 38 GRANT REVENUE	21,255.63	0.00	0.00	0.00	0.00	0.00
<u>39 OTHER</u>						
3902 UNRESTRICTED PY RESERVES	<u>0.00</u>	<u>2,400,000.00</u>	<u>2,400,000.00</u>	<u>0.00</u>	<u>0.00</u>	<u>2,400,000.00</u>
TOTAL 39 OTHER	0.00	2,400,000.00	2,400,000.00	0.00	0.00	2,400,000.00
*** TOTAL REVENUES ***	9,243,223.41	10,423,900.00	10,423,900.00	7,337,024.89	5,218,089.58	11,035,291.00

PROPOSED BUDGET WORKSHEET

AS OF: MAY 27TH, 2021

75 -WMA

00 NON DEPARTMENTAL

DEPARTMENT EXPENDITURES

	PRIOR YEAR	----- CURRENT YEAR -----			PROJECTED	PROPOSED
	ACTUAL 2019-2020	ORIGINAL BUDGET	AMENDED BUDGET	Y-T-D ACTUAL		
300 OTHER SERVICES & CHAR						
400-348 ELECTRICITY	225,291.20	0.00	0.00	229,698.27	164,223.79	0.00
400-378 INDUSTRIAL PARK REASSIGN	<u>0.00</u>	<u>0.00</u>	<u>0.00</u>	<u>0.00</u>	<u>95,130.00</u>	<u>0.00</u>
TOTAL 300 OTHER SERVICES & CHAR	225,291.20	0.00	0.00	229,698.27	259,353.79	0.00
400 CAPITAL OUTLAY						
400-401 CAPITAL OUTLAY	0.00	0.00	0.00	0.00	0.00	77,643.00
400-408 DEPRECIATION EXPENSE	<u>1,019,769.00</u>	<u>0.00</u>	<u>0.00</u>	<u>0.00</u>	<u>0.00</u>	<u>0.00</u>
TOTAL 400 CAPITAL OUTLAY	1,019,769.00	0.00	0.00	0.00	0.00	77,643.00
500 DEBT SERVICE						
TOTAL						
600 INTER FUND TRANSFERS						
400-611 TRANSFER TO GEN-SALES TAX RTN	2,700,000.00	2,500,000.00	2,500,000.00	2,475,000.00	675,000.00	3,100,000.00
400-612 TRANSFER TO OTHER FUNDS	0.00	393,332.00	0.00	0.00	0.00	393,102.00
400-613 TRANSFER TO OTHER FUNDS	889,431.78	0.00	393,332.00	686,098.35	259,132.86	0.00
400-614 SER DEFICIT ON TERRA WTR PRJ	<u>0.00</u>	<u>0.00</u>	<u>0.00</u>	<u>0.00</u>	<u>51,240.00</u>	<u>0.00</u>
TOTAL 600 INTER FUND TRANSFERS	3,589,431.78	2,893,332.00	2,893,332.00	3,161,098.35	985,372.86	3,493,102.00
700 OTHER						
400-704 RESERVE FOR EMERG AND SHORTEFAL	<u>0.00</u>	<u>3,301,672.00</u>	<u>2,773,080.90</u>	<u>0.00</u>	<u>0.00</u>	<u>2,439,007.00</u>
TOTAL 700 OTHER	0.00	3,301,672.00	2,773,080.90	0.00	0.00	2,439,007.00
800 OTHER						
TOTAL						
900 OTHER						
TOTAL						
TOTAL 00 NON DEPARTMENTAL	4,834,491.98	6,195,004.00	5,666,412.90	3,390,796.62	1,244,726.65	6,009,752.00

PROPOSED BUDGET WORKSHEET

AS OF: MAY 27TH, 2021

75 -WMA

26 BSGC

DEPARTMENT EXPENDITURES

	PRIOR YEAR	CURRENT YEAR			PROJECTED	PROPOSED
	ACTUAL 2019-2020	ORIGINAL BUDGET	AMENDED BUDGET	Y-T-D ACTUAL		
100 PERSONAL SERVICES						
426-101 SALARIES	71,785.71	69,971.00	69,971.00	64,588.80	0.00	69,971.00
426-105 FURLOUGH SAVINGS	0.00	(6,997.00)	(6,997.00)	0.00	0.00	0.00
426-110 DRIVERS HOURS	0.00	4,866.00	4,866.00	0.00	0.00	5,411.00
426-111 CITY'S SHARE FICA	4,979.78	0.00	0.00	4,595.66	0.00	0.00
426-112 WORKMEN'S COMPENSATION	3,455.64	3,836.00	3,836.00	3,366.88	0.00	4,265.00
426-113 HEALTH INSURANCE	18,832.92	19,089.00	19,089.00	18,738.35	0.00	19,339.00
426-114 CITY RETIREMENT	5,641.84	5,089.00	5,089.00	5,190.96	0.00	5,658.00
426-118 LONGEVITY	<u>520.00</u>	<u>640.00</u>	<u>802.43</u>	<u>462.43</u>	<u>0.00</u>	<u>760.00</u>
TOTAL 100 PERSONAL SERVICES	105,215.89	96,494.00	96,656.43	96,943.08	0.00	105,404.00
200 MATERIAL & SUPPLIES						
426-203 OFFICE SUPPLIES	0.00	0.00	0.00	30.37	0.00	50.00
426-214 MATERIALS AND SUPPLIES	<u>176.02</u>	<u>0.00</u>	<u>0.00</u>	<u>170.03</u>	<u>0.00</u>	<u>200.00</u>
TOTAL 200 MATERIAL & SUPPLIES	176.02	0.00	0.00	200.40	0.00	250.00
300 OTHER SERVICES & CHAR						
426-311 CONTRACTUAL	30,074.60	36,000.00	36,000.00	30,146.62	0.00	36,000.00
426-315 MAINTENANCE NON-MOTIVE	10,784.70	3,000.00	3,000.00	74.20	0.00	2,500.00
426-334 MEDICAL	0.00	115.00	115.00	0.00	0.00	115.00
426-341 COMMUNICATIONS	2,278.53	4,100.00	4,100.00	6,516.32	0.00	2,680.00
426-348 ELECTRICITY	32,623.21	40,000.00	40,000.00	27,875.02	0.00	36,000.00
426-364 DUES & MEMBERSHIPS	50.00	225.00	225.00	0.00	0.00	225.00
426-379 UNCLASSIFIED	75,000.00	50,000.00	50,000.00	0.00	0.00	50,000.00
426-388 PCARDS PURCHASES	<u>0.00</u>	<u>100.00</u>	<u>100.00</u>	<u>0.00</u>	<u>0.00</u>	<u>100.00</u>
TOTAL 300 OTHER SERVICES & CHAR	150,811.04	133,540.00	133,540.00	64,612.16	0.00	127,620.00
400 CAPITAL OUTLAY						
426-401 CAPITAL OUTLAY	<u>5,748.00</u>	<u>0.00</u>	<u>0.00</u>	<u>0.00</u>	<u>0.00</u>	<u>89,176.00</u>
TOTAL 400 CAPITAL OUTLAY	5,748.00	0.00	0.00	0.00	0.00	89,176.00
600 INTER FUND TRANSFERS						
TOTAL						
<hr/>						
TOTAL 26 BSGC	261,950.95	230,034.00	230,196.43	161,755.64	0.00	322,450.00

PROPOSED BUDGET WORKSHEET

AS OF: MAY 27TH, 2021

75 -WMA

27 WMGC

DEPARTMENT EXPENDITURES

	PRIOR YEAR	----- CURRENT YEAR -----			PROJECTED BALANCE	PROPOSED BUDGET
	ACTUAL	ORIGINAL	AMENDED	Y-T-D		
	2019-2020	BUDGET	BUDGET	ACTUAL		
<u>100 PERSONAL SERVICES</u>						
TOTAL						
<u>200 MATERIAL & SUPPLIES</u>						
427-205 CHEMICALS/FERTILIZERS	0.00	25,000.00	25,000.00	0.00	0.00	25,000.00
TOTAL 200 MATERIAL & SUPPLIES	0.00	25,000.00	25,000.00	0.00	0.00	25,000.00
<u>300 OTHER SERVICES & CHAR</u>						
427-379 UNCLASSIFIED	10,117.47	25,000.00	25,000.00	27,587.69	0.00	25,000.00
TOTAL 300 OTHER SERVICES & CHAR	10,117.47	25,000.00	25,000.00	27,587.69	0.00	25,000.00
<u>400 CAPITAL OUTLAY</u>						
427-401 WMGC YAMAHA LEASE (PRIN)	8,412.46	0.00	0.00	0.00	0.00	0.00
427-402 WMGC YAMAHA LEASE (INT)	1,315.58	0.00	0.00	0.00	0.00	0.00
TOTAL 400 CAPITAL OUTLAY	9,728.04	0.00	0.00	0.00	0.00	0.00
<u>600 INTER FUND TRANSFERS</u>						
TOTAL						
TOTAL 27 WMGC	19,845.51	50,000.00	50,000.00	27,587.69	0.00	50,000.00

PROPOSED BUDGET WORKSHEET

AS OF: MAY 27TH, 2021

75 -WMA

50 PUBLIC WORKS ADM.

DEPARTMENT EXPENDITURES

	PRIOR YEAR ACTUAL 2019-2020	----- CURRENT YEAR -----			PROJECTED BALANCE	PROPOSED BUDGET
		ORIGINAL	AMENDED	Y-T-D		
		BUDGET	BUDGET	ACTUAL		
<u>100 PERSONAL SERVICES</u>						
450-101 SALARIES	91,536.66	98,634.00	98,634.00	81,961.81	89,611.77	98,634.00
450-103 SICK LEAVE BUY BACK	580.87	398.00	398.00	0.00	0.00	1,447.00
450-105 FURLOUGH SAVINGS	0.00	(9,863.00)	(9,863.00)	0.00	0.00	(9,863.00)
450-106 PART-TIME	0.00	550.00	550.00	0.00	1,060.87	550.00
450-108 OVERTIME	0.00	1,000.00	1,000.00	0.00	2,263.80	1,000.00
450-109 EDUCATIONAL INCENTIVE	600.00	600.00	600.00	550.00	0.00	600.00
450-111 CITY'S SHARE FICA	7,067.87	7,694.00	7,694.00	6,232.14	7,444.57	7,785.00
450-112 WORKMEN'S COMPENSATION	5,449.32	6,064.00	6,064.00	5,322.46	4,735.80	6,136.00
450-113 HEALTH INSURANCE	13,857.32	13,820.00	13,820.00	13,575.44	15,421.38	14,070.00
450-114 CITY RETIREMENT	7,927.48	8,046.00	8,046.00	6,982.17	7,536.10	8,141.00
450-118 LONGEVITY	8,590.00	8,930.00	9,254.86	4,704.86	4,485.00	9,070.00
450-123 UNEMPLOYMENT	0.00	500.00	500.00	0.00	0.00	500.00
450-161 CELL PHONE STIPEND	420.00	420.00	420.00	385.00	0.00	420.00
450-162 CLOTHING ALLOWANCE	0.00	0.00	0.00	0.00	1,350.00	0.00
450-163 SERVERANCE PAY	0.00	423.00	423.00	0.00	0.00	423.00
TOTAL 100 PERSONAL SERVICES	136,029.52	137,216.00	137,540.86	119,713.88	133,909.29	138,913.00
<u>200 MATERIAL & SUPPLIES</u>						
450-201 EXPANDABLE TOOLS	19.69	0.00	0.00	0.00	49.09	0.00
450-202 JANITORIAL SUPPLIES	2,976.71	2,500.00	2,500.00	1,978.13	1,563.75	2,500.00
450-203 OFFICE SUPPLIES	489.95	1,000.00	1,000.00	485.96	1,174.93	1,000.00
450-204 PETROLEUM	991.52	1,200.00	1,200.00	748.89	988.50	1,200.00
450-206 SAFETY EQUIPMENT	119.09	100.00	100.00	296.29	58.69	100.00
450-214 MATERIALS AND SUPPLIES	94.50	250.00	250.00	304.42	1,822.09	250.00
TOTAL 200 MATERIAL & SUPPLIES	4,691.46	5,050.00	5,050.00	3,813.69	5,657.05	5,050.00
<u>300 OTHER SERVICES & CHAR</u>						
450-311 CONTRACTUAL	0.00	200.00	200.00	2,500.00	1,023.75	115.00
450-314 MOTIVE MAINTENANCE	0.00	1,000.00	1,000.00	80.00	30.00	1,000.00
450-315 MAINTENANCE NON-MOTIVE	1,308.50	750.00	750.00	1,329.11	195.00	750.00
450-317 TECHNOLOGY HARDWARE	700.24	645.00	645.00	678.05	0.00	1,045.00
450-318 TECHNOLOGY SOFTWARE	281.92	300.00	300.00	250.12	0.00	300.00
450-334 MEDICAL	0.00	0.00	0.00	276.55	81.75	115.00
450-341 COMMUNICATIONS	579.08	480.00	480.00	408.47	4,218.88	780.00
450-347 NATURAL GAS	6,101.28	8,000.00	8,000.00	11,813.48	10,794.43	8,000.00
450-348 ELECTRICITY	9,925.63	12,000.00	12,000.00	8,904.93	11,895.03	10,000.00
450-362 UNIFORMS	0.00	0.00	0.00	0.00	1,543.51	0.00
450-363 TRAVEL & TRAINING	1,289.07	2,000.00	2,000.00	170.47	208.50	2,000.00
450-364 DUES & MEMBERSHIPS	60.00	300.00	300.00	20.00	188.80	300.00
450-388 PCARD PURCHASES	0.00	1,050.00	1,050.00	0.00	0.00	1,050.00
TOTAL 300 OTHER SERVICES & CHAR	20,245.72	26,725.00	26,725.00	26,431.18	30,179.65	25,455.00

PROPOSED BUDGET WORKSHEET

AS OF: MAY 27TH, 2021

75 -WMA

51 UTILITY BILLING

DEPARTMENT EXPENDITURES

	PRIOR YEAR ACTUAL 2019-2020	----- CURRENT YEAR -----			PROJECTED BALANCE	PROPOSED BUDGET
		ORIGINAL	AMENDED	Y-T-D		
		BUDGET	BUDGET	ACTUAL		
100 PERSONAL SERVICES						
451-101 SALARIES	158,240.96	138,258.00	138,258.00	115,399.78	194,975.07	138,258.00
451-102 STAND-BY	0.00	0.00	0.00	60.00	0.00	0.00
451-105 FURLOUGH SAVINGS	0.00	(13,826.00)	(13,826.00)	0.00	0.00	(13,826.00)
451-108 OVERTIME	0.00	250.00	250.00	141.69	0.00	250.00
451-111 CITY'S SHARE FICA	10,828.56	9,774.00	9,774.00	7,729.33	13,976.50	9,808.00
451-112 WORKMEN'S COMPENSATION	10,159.44	7,704.00	7,704.00	6,761.92	9,874.32	7,731.00
451-113 HEALTH INSURANCE	73,742.10	58,793.00	58,793.00	53,899.17	70,216.54	59,323.00
451-114 CITY RETIREMENT	11,439.37	10,221.00	10,221.00	9,350.02	15,154.14	10,257.00
451-118 LONGEVITY	1,810.00	1,850.00	2,499.72	1,539.72	4,635.00	2,330.00
451-123 UNEMPLOYMENT	1,040.00	500.00	500.00	0.00	6,675.00	500.00
451-161 CELL PHONE STIPEND	420.00	420.00	420.00	385.00	0.00	420.00
451-163 SEVERANCE PAY	0.00	732.00	732.00	0.00	0.00	702.00
TOTAL 100 PERSONAL SERVICES	267,680.43	214,676.00	215,325.72	195,266.63	315,506.57	215,753.00
200 MATERIAL & SUPPLIES						
451-201 EXPENDABLE TOOLS	940.17	1,000.00	1,000.00	327.22	0.00	1,000.00
451-203 OFFICE SUPPLIES	404.89	1,500.00	1,500.00	145.21	2,886.67	1,500.00
451-204 PETROLEUM	3,895.61	3,000.00	3,000.00	1,900.75	4,428.00	3,000.00
451-206 SAFETY EQUIPMENT	284.93	500.00	500.00	197.19	313.72	500.00
451-214 MATERIALS AND SUPPLIES	1,898.84	700.00	700.00	882.25	0.00	700.00
451-242 POSTAGE	0.00	0.00	0.00	0.00	20.02	0.00
TOTAL 200 MATERIAL & SUPPLIES	7,424.44	6,700.00	6,700.00	3,452.62	7,648.41	6,700.00
300 OTHER SERVICES & CHAR						
451-311 CONTRACTUAL	73,494.35	70,000.00	70,000.00	68,146.87	63,220.00	70,000.00
451-314 MOTIVE MAINTENANCE	1,136.63	2,000.00	2,000.00	178.97	1,067.41	2,000.00
451-315 MAINTENANCE NON-MOTIVE	0.00	400.00	400.00	0.00	24.33	400.00
451-317 TECHNOLOGY HARDWARE	834.74	1,695.00	1,695.00	1,099.37	0.00	1,888.00
451-318 TECHNOLOGY SOFTWARE	27,307.44	26,705.00	26,705.00	26,652.22	0.00	31,240.00
451-334 MEDICAL	113.54	230.00	230.00	0.00	81.75	230.00
451-341 COMMUNICATIONS	2,171.04	2,660.00	2,660.00	2,777.16	1,156.20	3,364.00
451-348 ELECTRICITY	338.89	0.00	0.00	311.21	0.00	500.00
451-362 UNIFORMS	155.98	100.00	100.00	87.00	1,940.08	100.00
451-363 TRAVEL & TRAINING	933.36	1,400.00	1,400.00	0.00	871.74	1,400.00
451-364 DUES & MEMBERSHIPS	46.00	150.00	150.00	46.00	138.00	150.00
451-379 UNCLASSIFIED	0.00	0.00	0.00	0.00	5,450.40	0.00
451-388 PCARD PURCHASES	0.00	1,000.00	1,000.00	0.00	0.00	1,000.00
TOTAL 300 OTHER SERVICES & CHAR	106,531.97	106,340.00	106,340.00	99,298.80	73,949.91	112,272.00

PROPOSED BUDGET WORKSHEET

AS OF: MAY 27TH, 2021

75 -WMA

61 SOLID WASTE

DEPARTMENT EXPENDITURES

	PRIOR YEAR ACTUAL 2019-2020	----- CURRENT YEAR -----			PROJECTED BALANCE	PROPOSED BUDGET
		ORIGINAL	AMENDED	Y-T-D		
		BUDGET	BUDGET	ACTUAL		
<u>100 PERSONAL SERVICES</u>						
461-101 SALARIES	365,644.58	199,326.00	448,326.00	336,523.30	377,766.04	434,741.00
461-103 SICK LEAVE BUY BACK	1,909.06	1,394.00	1,394.00	0.00	0.00	1,264.00
461-105 FURLOUGH SAVINGS	0.00	(19,933.00)	(19,933.00)	0.00	0.00	(43,474.00)
461-106 PART-TIME	1,096.90	15,000.00	15,000.00	0.00	0.00	15,000.00
461-108 OVERTIME	479.33	7,500.00	7,500.00	196.52	15,820.39	7,500.00
461-109 EDUCATION/CDL INCENTIVE	1,400.00	600.00	600.00	2,050.00	1,360.50	2,400.00
461-110 DRIVER HOURS	0.00	9,700.00	9,700.00	0.00	0.00	9,700.00
461-111 CITY'S SHARE FICA	26,808.61	16,847.00	16,847.00	23,938.44	30,171.24	32,328.00
461-112 WORKMEN'S COMPENSATION	22,403.64	13,279.00	13,279.00	11,655.05	18,961.56	25,482.00
461-113 HEALTH INSURANCE	124,102.86	55,342.00	55,342.00	110,079.58	115,713.48	56,772.00
461-114 CITY RETIREMENT	31,001.30	17,618.00	17,618.00	27,350.38	31,219.87	33,807.00
461-118 LONGEVITY	14,442.06	15,520.00	17,469.16	5,279.16	12,660.00	6,610.00
461-123 UNEMPLOYMENT	0.00	500.00	500.00	0.00	9,489.57	500.00
461-161 CELL PHONE STIPEND	840.00	840.00	840.00	385.00	0.00	420.00
461-163 SEVERANCE PAY	0.00	914.00	914.00	0.00	0.00	452.00
TOTAL 100 PERSONAL SERVICES	590,128.34	334,447.00	585,396.16	517,457.43	613,162.65	583,502.00
<u>200 MATERIAL & SUPPLIES</u>						
461-201 EXPENDABLE TOOLS	666.10	500.00	500.00	131.30	24.69	500.00
461-203 OFFICE SUPPLIES	177.79	150.00	150.00	52.64	711.16	150.00
461-204 PETROLEUM	28,439.12	20,000.00	20,000.00	21,687.76	28,282.05	25,000.00
461-205 CHEMICALS/FERTILIZERS	3,463.15	700.00	700.00	1,120.24	649.45	700.00
461-206 SAFETY EQUIPMENT	17,384.89	12,000.00	12,000.00	15,183.65	8,744.58	12,000.00
461-209 OTHER OPERATING SUPPLIES	0.00	0.00	0.00	0.00	1,670.83	0.00
461-214 MATERIALS AND SUPPLIES	1,797.37	4,300.00	4,300.00	874.68	0.00	4,300.00
TOTAL 200 MATERIAL & SUPPLIES	51,928.42	37,650.00	37,650.00	39,050.27	40,082.76	42,650.00
<u>300 OTHER SERVICES & CHAR</u>						
461-311 CONTRACTUAL	290.00	250,000.00	1,000.00	480.00	0.00	1,000.00
461-314 MOTIVE MAINTENANCE	82,563.08	40,000.00	40,000.00	25,834.02	51,547.51	40,000.00
461-315 MAINTENANCE NON-MOTIVE	1,767.03	1,250.00	1,250.00	159.06	177.09	1,250.00
461-317 TECHNOLOGY HARDWARE	0.00	35.00	35.00	0.00	0.00	85.00
461-318 TECHNOLOGY SOFTWARE	140.95	150.00	150.00	137.18	0.00	150.00
461-334 MEDICAL	723.70	369.00	369.00	1,167.78	52.50	369.00
461-341 COMMUNICATIONS	276.69	240.00	240.00	204.23	1,923.64	390.00
461-362 UNIFORMS	3,761.19	1,800.00	1,800.00	771.00	9,034.69	1,800.00
461-363 TRAVEL & TRAINING	150.58	500.00	500.00	0.00	907.11	500.00
461-364 DUES & MEMBERSHIPS	0.00	0.00	0.00	0.00	138.00	0.00
461-375 LANDFILL CHARGES	222,782.00	140,000.00	280,000.00	225,176.03	139,241.52	280,000.00
461-388 PCARD PURCHASES	0.00	11,250.00	11,250.00	0.00	0.00	11,250.00
TOTAL 300 OTHER SERVICES & CHAR	312,455.22	445,594.00	336,594.00	253,929.30	203,022.06	336,794.00

PROPOSED BUDGET WORKSHEET

AS OF: MAY 27TH, 2021

75 -WMA

65 WATER

DEPARTMENT EXPENDITURES

	PRIOR YEAR ACTUAL 2019-2020	CURRENT YEAR			PROJECTED BALANCE	PROPOSED BUDGET
		ORIGINAL BUDGET	AMENDED BUDGET	Y-T-D ACTUAL		
<u>100 PERSONAL SERVICES</u>						
465-101 SALARIES	285,257.50	296,483.00	296,483.00	251,123.04	291,343.59	294,320.00
465-102 STANDBY	4,089.78	4,000.00	4,000.00	6,075.44	1,403.22	4,000.00
465-103 SICK LEAVE BUY BACK	1,120.18	896.00	896.00	0.00	0.00	1,120.00
465-105 FURLOUGH SAVINGS	0.00	(29,648.00)	(29,648.00)	0.00	0.00	(29,432.00)
465-106 PART-TIME	547.63	0.00	0.00	1,114.59	0.00	0.00
465-108 OVERTIME	15,879.57	20,000.00	20,000.00	21,400.50	43,516.51	20,000.00
465-109 EDUCATION/CDL INCENTIVE	0.00	0.00	0.00	500.00	455.34	600.00
465-111 CITY'S SHARE FICA	21,169.77	23,291.00	23,291.00	19,674.03	25,858.03	23,080.00
465-112 WORKMEN'S COMPENSATION	17,125.80	18,359.00	18,359.00	16,113.90	16,021.92	18,192.00
465-113 HEALTH INSURANCE	87,026.76	88,140.00	88,140.00	91,004.70	88,274.44	89,020.00
465-114 CITY RETIREMENT	24,325.48	24,357.00	24,357.00	22,641.10	26,855.82	24,136.00
465-118 LONGEVITY	8,171.93	9,140.00	10,439.44	4,749.44	10,545.00	7,930.00
465-123 UNEMPLOYMENT	0.00	500.00	500.00	0.00	1,238.80	500.00
465-161 CELL PHONE STIPEND	1,855.00	1,680.00	1,680.00	1,540.00	0.00	1,680.00
465-163 SEVERANCE PAY	0.00	3,087.00	3,087.00	0.00	0.00	3,257.00
TOTAL 100 PERSONAL SERVICES	466,569.40	460,285.00	461,584.44	435,936.74	505,512.67	458,403.00
<u>200 MATERIAL & SUPPLIES</u>						
465-201 EXPENDABLE TOOLS	3,951.85	2,500.00	2,500.00	2,337.68	6,239.46	2,500.00
465-202 JANITORIAL SUPPLIES	14.80	0.00	0.00	0.00	0.00	0.00
465-203 OFFICE SUPPLIES	206.78	300.00	300.00	445.77	136.83	300.00
465-204 PETROLEUM	17,030.09	20,000.00	20,000.00	14,058.55	22,146.82	20,000.00
465-205 CHEMICALS/FERTILIZERS	30,194.36	20,000.00	20,000.00	26,085.38	24,901.86	20,000.00
465-206 SAFETY EQUIPMENT	2,797.14	2,500.00	2,500.00	3,128.48	4,354.89	2,500.00
465-209 OTHER OPERATING SUPPLIES	0.00	0.00	0.00	0.00	594.88	0.00
465-214 MATERIALS AND SUPPLIES	77,544.63	110,000.00	110,000.00	61,391.25	452,787.00	110,000.00
TOTAL 200 MATERIAL & SUPPLIES	131,739.65	155,300.00	155,300.00	107,447.11	511,161.74	155,300.00
<u>300 OTHER SERVICES & CHAR</u>						
465-311 CONTRACTUAL	280.69	12,000.00	62,000.00	21,322.18	7,959.91	62,000.00
465-314 MOTIVE MAINTENANCE	9,514.37	8,000.00	13,000.00	10,979.77	8,122.81	10,000.00
465-315 MAINTENANCE NON-MOTIVE	177,154.69	140,000.00	140,000.00	238,119.77	9,399.69	140,000.00
465-317 TECHNOLOGY HARDWARE	539.50	325.00	325.00	164.37	0.00	325.00
465-318 TECHNOLOGY SOFTWARE	836.73	910.00	910.00	817.04	0.00	860.00
465-334 MEDICAL	95.00	115.00	115.00	406.58	0.00	115.00
465-341 COMMUNICATIONS	2,556.24	3,204.00	3,204.00	3,503.73	5,802.07	4,605.00
465-346 WATER PURCHASE	89,626.75	150,000.00	150,000.00	101,671.59	57,530.68	150,000.00
465-348 ELECTRICITY	342,408.82	350,000.00	350,000.00	324,605.56	308,651.04	350,000.00
465-362 UNIFORMS	956.48	800.00	800.00	276.11	6,670.78	800.00
465-363 TRAVEL & TRAINING	2,580.85	2,500.00	2,500.00	965.73	3,439.98	3,000.00
465-364 DUES & MEMBERSHIPS	387.00	1,500.00	1,500.00	414.00	1,469.80	1,500.00
465-388 PCARD PURCHASES	0.00	7,000.00	7,000.00	0.00	0.00	7,000.00
TOTAL 300 OTHER SERVICES & CHAR	626,937.12	676,354.00	731,354.00	703,246.43	409,046.76	730,205.00

PROPOSED BUDGET WORKSHEET

AS OF: MAY 27TH, 2021

75 -WMA

66 WASTE WATER

DEPARTMENT EXPENDITURES

	PRIOR YEAR	CURRENT YEAR			PROJECTED	PROPOSED			
		ACTUAL	ORIGINAL	AMENDED			Y-T-D	BALANCE	BUDGET
		2019-2020	BUDGET	BUDGET			ACTUAL		
100 PERSONAL SERVICES									
466-101 SALARIES	235,153.38	253,178.00	253,178.00	211,253.06	227,093.92	255,341.00			
466-102 STANDBY	3,226.98	2,500.00	2,500.00	3,003.76	1,137.96	2,500.00			
466-103 SICK LEAVE BUY BACK	752.81	579.00	579.00	0.00	0.00	640.00			
466-105 FURLOUGH SAVINGS	0.00	(25,318.00)	(25,318.00)	0.00	0.00	(25,534.00)			
466-108 OVERTIME	5,039.88	15,000.00	15,000.00	3,396.11	13,119.45	15,000.00			
466-109 EDUCATION/CDL INCENTIVE	600.00	600.00	600.00	1,000.00	1,965.87	1,200.00			
466-111 CITY'S SHARE FICA	15,914.83	19,672.00	19,672.00	15,206.76	18,365.61	19,844.00			
466-112 WORKMEN'S COMPENSATION	13,885.92	15,506.00	15,506.00	13,609.75	12,001.68	15,642.00			
466-113 HEALTH INSURANCE	74,904.67	70,580.00	70,580.00	66,440.23	71,932.14	71,440.00			
466-114 CITY RETIREMENT	19,761.86	20,572.00	20,572.00	17,811.50	19,413.67	20,752.00			
466-118 LONGEVITY	8,186.42	9,270.00	10,407.01	5,407.01	9,870.00	9,390.00			
466-123 UNEMPLOYMENT	4,624.00	500.00	500.00	0.00	0.00	500.00			
466-161 CELL PHONE STIPEND	840.00	840.00	840.00	770.00	0.00	840.00			
466-163 SEVERANCE PAY	0.00	1,437.00	1,437.00	0.00	0.00	1,563.00			
TOTAL 100 PERSONAL SERVICES	382,890.75	384,916.00	386,053.01	337,898.18	374,900.30	389,118.00			
200 MATERIAL & SUPPLIES									
466-201 EXPENDABLE TOOLS	2,591.39	1,350.00	1,350.00	1,792.49	1,378.92	1,350.00			
466-202 JANITORIAL SUPPLIES	1,075.76	1,150.00	1,150.00	936.90	1,760.19	1,150.00			
466-203 OFFICE SUPPLIES	341.56	450.00	450.00	1,289.15	606.61	450.00			
466-204 PETROLEUM	7,553.05	9,000.00	9,000.00	5,455.12	11,442.00	9,000.00			
466-205 CHEMICALS/FERTILIZERS	9,265.49	13,000.00	13,000.00	8,674.76	10,975.99	13,000.00			
466-206 SAFETY EQUIPMENT	2,295.08	1,800.00	1,800.00	1,107.64	4,065.09	1,800.00			
466-209 OTHER OPERATING SUPPLIES	0.00	0.00	0.00	0.00	64.42	0.00			
466-214 MATERIALS AND SUPPLIES	6,111.66	8,500.00	8,500.00	9,203.89	3,734.14	8,500.00			
TOTAL 200 MATERIAL & SUPPLIES	29,233.99	35,250.00	35,250.00	28,459.95	34,027.36	35,250.00			
300 OTHER SERVICES & CHAR									
466-311 CONTRACTUAL	46,052.47	27,000.00	27,000.00	44,179.07	855.00	27,000.00			
466-314 MOTIVE MAINTENANCE	4,564.70	8,500.00	8,500.00	11,714.06	5,142.94	8,500.00			
466-315 MAINTENANCE NON-MOTIVE	134,203.82	54,000.00	54,000.00	92,974.09	65,149.09	54,000.00			
466-317 TECHNOLOGY HARDWARE	222.96	395.00	395.00	367.96	0.00	545.00			
466-318 TECHNOLOGY SOFTWARE	269.98	460.00	460.00	418.52	0.00	460.00			
466-334 MEDICAL	49.00	115.00	115.00	164.04	0.00	0.00			
466-341 COMMUNICATIONS	625.42	1,235.00	1,235.00	1,490.32	1,825.75	2,170.00			
466-348 ELECTRICITY	99,186.00	120,000.00	120,000.00	81,886.85	116,452.27	120,000.00			
466-362 UNIFORMS	842.98	700.00	700.00	417.97	4,612.27	700.00			
466-363 TRAVEL & TRAINING	631.87	1,000.00	1,000.00	1,491.01	1,148.64	1,200.00			
466-364 DUES & MEMBERSHIPS	368.00	800.00	800.00	368.00	809.80	800.00			
466-388 PCARD PURCHASES	0.00	5,000.00	5,000.00	0.00	0.00	5,000.00			
TOTAL 300 OTHER SERVICES & CHAR	287,017.20	219,205.00	219,205.00	235,471.89	195,995.76	220,375.00			

PROPOSED BUDGET WORKSHEET

AS OF: MAY 27TH, 2021

75 -WMA

69 WAREHOUSE

DEPARTMENT EXPENDITURES	PRIOR YEAR	----- CURRENT YEAR -----			PROJECTED	PROPOSED
	ACTUAL 2019-2020	ORIGINAL BUDGET	AMENDED BUDGET	Y-T-D ACTUAL		
<u>100 PERSONAL SERVICES</u>						
469-101 SALARIES	37,072.54	39,000.00	39,000.00	33,121.88	0.00	39,000.00
469-105 FURLOUGH SAVINGS	0.00	(3,900.00)	(3,900.00)	0.00	0.00	(3,900.00)
469-106 PART TIME	17,259.00	18,096.00	18,096.00	14,628.00	0.00	18,096.00
469-108 OVERTIME	57.98	500.00	500.00	672.00	0.00	500.00
469-111 CITY'S SHARE FICA	4,025.80	4,293.00	4,293.00	3,657.75	0.00	4,307.00
469-112 WORKMEN'S COMP	3,111.84	3,384.00	3,384.00	2,970.22	0.00	3,395.00
469-113 HEALTH INSURANCE	6,685.76	6,645.00	6,645.00	6,532.21	0.00	6,755.00
469-114 CITY RETIREMENT	2,997.54	4,490.00	4,490.00	2,735.81	0.00	4,504.00
469-118 LONGEVITY	1,290.00	1,410.00	1,653.64	933.64	0.00	1,530.00
469-161 CELL PHONE STIPEND	420.00	420.00	420.00	385.00	0.00	420.00
469-163 SERVANCE PAY	0.00	1,017.00	1,017.00	0.00	0.00	1,075.00
TOTAL 100 PERSONAL SERVICES	72,920.46	75,355.00	75,598.64	65,636.51	0.00	75,682.00
<u>200 MATERIAL & SUPPLIES</u>						
469-202 JANITORIAL SUPPLIES	527.48	450.00	450.00	349.08	0.00	500.00
469-203 OFFICE SUPPLIES	69.89	270.00	270.00	230.29	0.00	270.00
469-206 SAFETY EQUIPMENT	238.57	360.00	360.00	319.50	0.00	360.00
469-214 MATERIALS AND SUPPLIES	95.44	450.00	450.00	202.49	0.00	500.00
TOTAL 200 MATERIAL & SUPPLIES	931.38	1,530.00	1,530.00	1,101.36	0.00	1,630.00
<u>300 OTHER SERVICES & CHAR</u>						
469-311 CONTRACTUAL MAINTENANCE	0.00	450.00	450.00	0.00	0.00	450.00
469-314 MAINTENANCE MOTIVE	2,546.98	1,000.00	1,000.00	0.00	0.00	1,000.00
469-315 MAINTENANCE NON-MOTIVE	0.00	270.00	270.00	1.74	0.00	270.00
469-317 TECHNOLOGY HARDWARE	128.58	200.00	200.00	84.53	0.00	200.00
469-318 TECHNOLOGY SOFTWARE	50.22	150.00	150.00	213.93	0.00	165.00
469-334 MEDICAL	0.00	115.00	115.00	0.00	0.00	115.00
469-341 Communications	151.50	720.00	720.00	1,100.96	0.00	390.00
469-362 UNIFORMS	334.97	200.00	200.00	0.00	0.00	200.00
469-363 TRAVEL AND TRAINING	0.00	200.00	200.00	0.00	0.00	200.00
469-364 DUES AND MEMBERSHIPS	46.00	0.00	0.00	46.00	0.00	0.00
469-379 OTHER CLASSIFIED EXPENSE	(1,701.63)	0.00	0.00	(1,836.22)	0.00	0.00
469-388 PCARD PURCHASES	0.00	40,000.00	40,000.00	0.00	0.00	40,000.00
TOTAL 300 OTHER SERVICES & CHAR	1,556.62	43,305.00	43,305.00	(389.06)	0.00	42,990.00
<u>400 CAPITAL OUTLAY</u>						
TOTAL						
TOTAL 69 WAREHOUSE	75,408.46	120,190.00	120,433.64	66,348.81	0.00	120,302.00

PROPOSED BUDGET WORKSHEET

AS OF: MAY 27TH, 2021

75 -WMA

70 STORMWATER

DEPARTMENT EXPENDITURES

	PRIOR YEAR ACTUAL 2019-2020	----- CURRENT YEAR -----			PROJECTED BALANCE	PROPOSED BUDGET
		ORIGINAL BUDGET	AMENDED BUDGET	Y-T-D ACTUAL		
<u>100 PERSONAL SERVICES</u>						
470-101 SALARIES	95,389.50	104,978.00	104,978.00	88,081.65	0.00	104,978.00
470-102 STANDBY	0.00	0.00	0.00	208.68	0.00	0.00
470-103 SICK LEAVE BUY BACK	0.00	571.00	571.00	0.00	0.00	0.00
470-108 OVERTIME	0.00	0.00	0.00	133.90	0.00	0.00
470-109 EDUCATION/CDL INCENTIVE	600.00	600.00	600.00	550.00	0.00	600.00
470-111 CITY'S SHARE FICA	6,882.08	8,345.00	8,345.00	6,427.84	0.00	8,283.00
470-112 WORKMEN'S COMPENSATION	5,908.86	6,578.00	6,578.00	5,773.57	0.00	6,529.00
470-113 HEALTH INSURANCE	22,985.16	23,227.00	23,227.00	22,814.30	0.00	23,502.00
470-114 CITY RETIREMENT	7,709.74	8,727.00	8,727.00	7,166.14	0.00	8,662.00
470-118 LONGEVITY	1,020.00	2,900.00	3,224.84	924.89	0.00	3,200.00
470-161 CELL PHONE STIPEND	210.00	210.00	210.00	192.50	0.00	0.00
470-163 SEVERANCE PAY	<u>0.00</u>	<u>640.00</u>	<u>640.00</u>	<u>0.00</u>	<u>0.00</u>	<u>96.00</u>
TOTAL 100 PERSONAL SERVICES	140,705.34	156,776.00	157,100.84	132,273.47	0.00	155,850.00
<u>200 MATERIAL & SUPPLIES</u>						
470-201 EXPENDABLE TOOLS	0.00	350.00	350.00	0.00	0.00	350.00
470-205 CHEMICALS/FERTILIZERS	0.00	500.00	500.00	0.00	0.00	1,000.00
470-206 SAFETY EQUIPMENT	212.00	250.00	250.00	110.00	0.00	250.00
470-214 MATERIALS AND SUPPLIES	<u>0.00</u>	<u>500.00</u>	<u>500.00</u>	<u>0.00</u>	<u>0.00</u>	<u>1,500.00</u>
TOTAL 200 MATERIAL & SUPPLIES	212.00	1,600.00	1,600.00	110.00	0.00	3,100.00
<u>300 OTHER SERVICES & CHAR</u>						
470-311 CONTRACTUAL	13,151.30	200.00	200.00	350.00	0.00	700.00
470-314 MOTIVE MAINTENANCE	0.00	500.00	500.00	0.00	0.00	500.00
470-315 MAINTENANCE NON-MOTIVE	0.00	400.00	400.00	625.00	0.00	400.00
470-334 MEDICAL	0.00	115.00	115.00	0.00	0.00	115.00
470-344 ADVERTISING-PRINTING	0.00	100.00	100.00	0.00	0.00	100.00
470-363 TRAVEL & TRAINING	0.00	100.00	100.00	0.00	0.00	100.00
470-388 PCARD PURCHASES	<u>0.00</u>	<u>1,000.00</u>	<u>1,000.00</u>	<u>0.00</u>	<u>0.00</u>	<u>1,000.00</u>
TOTAL 300 OTHER SERVICES & CHAR	13,151.30	2,415.00	2,415.00	975.00	0.00	2,915.00
<u>400 CAPITAL OUTLAY</u>						
470-401 CAPITAL OUTLAY	<u>0.00</u>	<u>0.00</u>	<u>0.00</u>	<u>0.00</u>	<u>0.00</u>	<u>16,000.00</u>
TOTAL 400 CAPITAL OUTLAY	0.00	0.00	0.00	0.00	0.00	16,000.00
<u>500 DEBT SERVICE</u>						
TOTAL						

PROPOSED BUDGET WORKSHEET

AS OF: MAY 27TH, 2021

75 -WMA

98 HOSPITAL

DEPARTMENT EXPENDITURES

DEPARTMENT EXPENDITURES	PRIOR YEAR	----- CURRENT YEAR -----			PROJECTED BALANCE	PROPOSED BUDGET
	ACTUAL 2019-2020	ORIGINAL BUDGET	AMENDED BUDGET	Y-T-D ACTUAL		
<u>100 PERSONAL SERVICES</u>	_____	_____	_____	_____	_____	_____
TOTAL	_____	_____	_____	_____	_____	_____
<u>300 OTHER SERVICES & CHAR</u>	_____	_____	_____	_____	_____	_____
TOTAL	_____	_____	_____	_____	_____	_____
<u>400 CAPITAL OUTLAY</u>	_____	_____	_____	_____	_____	_____
498-401 WRH CAPITAL OUTLAY	10,075.81	100,000.00	100,000.00	9,142.04	0.00	250,000.00
TOTAL 400 CAPITAL OUTLAY	10,075.81	100,000.00	100,000.00	9,142.04	0.00	250,000.00
<u>500 DEBT SERVICE</u>	_____	_____	_____	_____	_____	_____
TOTAL	_____	_____	_____	_____	_____	_____
TOTAL 98 HOSPITAL	10,075.81	100,000.00	100,000.00	9,142.04	0.00	250,000.00
	=====	=====	=====	=====	=====	=====
*** TOTAL EXPENDITURES ***	8,890,770.39	10,423,900.00	10,423,900.00	7,215,582.52	4,999,411.95	11,035,291.00
	=====	=====	=====	=====	=====	=====

*** END OF REPORT ***

PROPOSED BUDGET WORKSHEET

AS OF: MAY 27TH, 2021

76 -CEMETERY CARE

FINANCIAL SUMMARY

	PRIOR YEAR	----- CURRENT YEAR -----			PROJECTED BALANCE	PROPOSED BUDGET
	ACTUAL	ORIGINAL	AMENDED	Y-T-D		
	2019-2020	BUDGET	BUDGET	ACTUAL		

REVENUE SUMMARY

33 CHARGES FOR SERVICES	12,062.50	9,500.00	9,500.00	10,502.50	14,743.50	9,500.00
35 INTEREST	725.06	500.00	500.00	479.92	3,307.15	500.00
39 OTHER	<u>0.00</u>	<u>8,500.00</u>	<u>8,500.00</u>	<u>0.00</u>	<u>0.00</u>	<u>30,000.00</u>
*** TOTAL REVENUES ***	<u>12,787.56</u>	<u>18,500.00</u>	<u>18,500.00</u>	<u>10,982.42</u>	<u>18,050.65</u>	<u>40,000.00</u>

EXPENDITURE SUMMARY

00 NON DEPARTMENTAL	0.00	18,500.00	18,500.00	0.00	0.00	40,000.00
63 CEMETERY CARE	<u>0.00</u>	<u>0.00</u>	<u>0.00</u>	<u>0.00</u>	<u>3,963.32</u>	<u>0.00</u>
*** TOTAL EXPENDITURES ***	<u>0.00</u>	<u>18,500.00</u>	<u>18,500.00</u>	<u>0.00</u>	<u>3,963.32</u>	<u>40,000.00</u>

** REVENUES OVER(UNDER) EXPENDITURES **	<u>12,787.56</u>	<u>0.00</u>	<u>0.00</u>	<u>10,982.42</u>	<u>14,087.33</u>	<u>0.00</u>
---	------------------	-------------	-------------	------------------	------------------	-------------

PROPOSED BUDGET WORKSHEET

AS OF: MAY 27TH, 2021

76 -CEMETERY CARE

DEPARTMENT REVENUES	PRIOR YEAR	----- CURRENT YEAR -----			PROJECTED BALANCE	PROPOSED BUDGET
	ACTUAL 2019-2020	ORIGINAL BUDGET	AMENDED BUDGET	Y-T-D ACTUAL		
<u>33 CHARGES FOR SERVICES</u>						
3301 CEMETERY REVENUE	<u>12,062.50</u>	<u>9,500.00</u>	<u>9,500.00</u>	<u>10,502.50</u>	<u>14,743.50</u>	<u>9,500.00</u>
TOTAL 33 CHARGES FOR SERVICES	12,062.50	9,500.00	9,500.00	10,502.50	14,743.50	9,500.00
<u>35 INTEREST</u>						
3501 INTEREST	<u>725.06</u>	<u>500.00</u>	<u>500.00</u>	<u>479.92</u>	<u>3,307.15</u>	<u>500.00</u>
TOTAL 35 INTEREST	725.06	500.00	500.00	479.92	3,307.15	500.00
<u>37 TRANSFER FROM OTHER FU</u>						
TOTAL						
<u>39 OTHER</u>						
3902 UNRESTRICTED PY RESERVES	<u>0.00</u>	<u>8,500.00</u>	<u>8,500.00</u>	<u>0.00</u>	<u>0.00</u>	<u>30,000.00</u>
TOTAL 39 OTHER	0.00	8,500.00	8,500.00	0.00	0.00	30,000.00
*** TOTAL REVENUES ***	<u>12,787.56</u>	<u>18,500.00</u>	<u>18,500.00</u>	<u>10,982.42</u>	<u>18,050.65</u>	<u>40,000.00</u>

PROPOSED BUDGET WORKSHEET

AS OF: MAY 27TH, 2021

76 -CEMETERY CARE

63 CEMETERY CARE

DEPARTMENT EXPENDITURES

DEPARTMENT EXPENDITURES	PRIOR YEAR	----- CURRENT YEAR -----			PROJECTED BALANCE	PROPOSED BUDGET
	ACTUAL 2019-2020	ORIGINAL BUDGET	AMENDED BUDGET	Y-T-D ACTUAL		
<hr/>						
<u>400 CAPITAL OUTLAY</u>						
463-401 CAPITAL OUTLAY	0.00	0.00	0.00	0.00	3,963.32	0.00
TOTAL 400 CAPITAL OUTLAY	0.00	0.00	0.00	0.00	3,963.32	0.00
<u>600 INTER FUND TRANSFERS</u>						
TOTAL						
<hr/>						
TOTAL 63 CEMETERY CARE	0.00	0.00	0.00	0.00	3,963.32	0.00
<hr/>						
*** TOTAL EXPENDITURES ***	0.00	18,500.00	18,500.00	0.00	3,963.32	40,000.00
<hr/>						
*** END OF REPORT ***						

PROPOSED BUDGET WORKSHEET

AS OF: MAY 27TH, 2021

81 -INTERNAL SERVICE FUND

FINANCIAL SUMMARY

PRIOR YEAR

----- CURRENT YEAR -----

ACTUAL

ORIGINAL

AMENDED

Y-T-D

PROJECTED

PROPOSED

2019-2020

BUDGET

BUDGET

ACTUAL

BALANCE

BUDGET

REVENUE SUMMARY

=====

EXPENDITURE SUMMARY

PROPOSED BUDGET WORKSHEET

AS OF: MAY 27TH, 2021

81 -INTERNAL SERVICE FUND

DEPARTMENT REVENUES	PRIOR YEAR	----- CURRENT YEAR -----			PROJECTED BALANCE	PROPOSED BUDGET
	ACTUAL	ORIGINAL	AMENDED	Y-T-D		
	2019-2020	BUDGET	BUDGET	ACTUAL		
<u>33 CHARGES FOR SERVICES</u>	_____	_____	_____	_____	_____	_____
TOTAL	_____	_____	_____	_____	_____	_____
<u>35 INTEREST</u>	_____	_____	_____	_____	_____	_____
TOTAL	_____	_____	_____	_____	_____	_____
<u>36 MISCELLANEOUS</u>	_____	_____	_____	_____	_____	_____
TOTAL	_____	_____	_____	_____	_____	_____
<u>37 TRANSFER FROM OTHER FU</u>	_____	_____	_____	_____	_____	_____
TOTAL	_____	_____	_____	_____	_____	_____
<u>39 OTHER</u>	_____	_____	_____	_____	_____	_____
TOTAL	_____	_____	_____	_____	_____	_____
	=====	=====	=====	=====	=====	=====

*** END OF REPORT ***

PROPOSED BUDGET WORKSHEET

AS OF: MAY 27TH, 2021

84 -MUNICIPAL COURT

FINANCIAL SUMMARY

	PRIOR YEAR	----- CURRENT YEAR -----			PROJECTED BALANCE	PROPOSED BUDGET
	ACTUAL	ORIGINAL	AMENDED	Y-T-D		
	2019-2020	BUDGET	BUDGET	ACTUAL		

REVENUE SUMMARY

33 CHARGES FOR SERVICES	<u>43,672.22</u>	<u>0.00</u>	<u>0.00</u>	<u>0.00</u>	<u>0.00</u>	<u>0.00</u>
-------------------------	------------------	-------------	-------------	-------------	-------------	-------------

*** TOTAL REVENUES ***	<u>43,672.22</u>	<u>0.00</u>	<u>0.00</u>	<u>0.00</u>	<u>0.00</u>	<u>0.00</u>
------------------------	------------------	-------------	-------------	-------------	-------------	-------------

EXPENDITURE SUMMARY

PROPOSED BUDGET WORKSHEET

AS OF: MAY 27TH, 2021

84 -MUNICIPAL COURT

DEPARTMENT REVENUES	PRIOR YEAR	----- CURRENT YEAR -----			PROJECTED BALANCE	PROPOSED BUDGET
	ACTUAL 2019-2020	ORIGINAL BUDGET	AMENDED BUDGET	Y-T-D ACTUAL		
<u>33 CHARGES FOR SERVICES</u>						
3301 LAB ANALYSIS (REVENUE)	43,672.22	0.00	0.00	0.00	0.00	0.00
TOTAL 33 CHARGES FOR SERVICES	43,672.22	0.00	0.00	0.00	0.00	0.00
<u>34 FEES AND FORFEITURES</u>						
TOTAL						
<u>35 INTEREST</u>						
TOTAL						
<u>36 MISCELLANEOUS</u>						
TOTAL						
*** TOTAL REVENUES ***	43,672.22	0.00	0.00	0.00	0.00	0.00
	=====	=====	=====	=====	=====	=====

*** END OF REPORT ***

PROPOSED BUDGET WORKSHEET

AS OF: MAY 27TH, 2021

94 -PERPETUAL CARE FUND

FINANCIAL SUMMARY	PRIOR YEAR	----- CURRENT YEAR -----			PROJECTED	PROPOSED
	ACTUAL 2019-2020	ORIGINAL BUDGET	AMENDED BUDGET	Y-T-D ACTUAL		
REVENUE SUMMARY						
35 INTEREST	266.23	250.00	250.00	136.65	312.87	250.00
39 OTHER	<u>0.00</u>	<u>13,400.00</u>	<u>13,400.00</u>	<u>0.00</u>	<u>0.00</u>	<u>14,000.00</u>
*** TOTAL REVENUES ***	<u>266.23</u>	<u>13,650.00</u>	<u>13,650.00</u>	<u>136.65</u>	<u>312.87</u>	<u>14,250.00</u>
EXPENDITURE SUMMARY						
NON-DEPARTMENTAL	<u>0.00</u>	<u>13,650.00</u>	<u>13,650.00</u>	<u>0.00</u>	<u>0.00</u>	<u>14,250.00</u>
*** TOTAL EXPENDITURES ***	<u>0.00</u>	<u>13,650.00</u>	<u>13,650.00</u>	<u>0.00</u>	<u>0.00</u>	<u>14,250.00</u>
** REVENUES OVER (UNDER) EXPENDITURES **	<u>266.23</u>	<u>0.00</u>	<u>0.00</u>	<u>136.65</u>	<u>312.87</u>	<u>0.00</u>

PROPOSED BUDGET WORKSHEET

AS OF: MAY 27TH, 2021

94 -PERPETUAL CARE FUND

DEPARTMENT REVENUES	PRIOR YEAR	----- CURRENT YEAR -----			PROJECTED BALANCE	PROPOSED BUDGET
	ACTUAL 2019-2020	ORIGINAL BUDGET	AMENDED BUDGET	Y-T-D ACTUAL		
<u>35 INTEREST</u>						
3501 INTEREST	<u>266.23</u>	<u>250.00</u>	<u>250.00</u>	<u>136.65</u>	<u>312.87</u>	<u>250.00</u>
TOTAL 35 INTEREST	266.23	250.00	250.00	136.65	312.87	250.00
<u>36 MISCELLANEOUS</u>						
TOTAL						
<u>39 OTHER</u>						
3901 RESTRICTED PY RESERVES	<u>0.00</u>	<u>13,400.00</u>	<u>13,400.00</u>	<u>0.00</u>	<u>0.00</u>	<u>14,000.00</u>
TOTAL 39 OTHER	0.00	13,400.00	13,400.00	0.00	0.00	14,000.00
*** TOTAL REVENUES ***	<u>266.23</u>	<u>13,650.00</u>	<u>13,650.00</u>	<u>136.65</u>	<u>312.87</u>	<u>14,250.00</u>

PROPOSED BUDGET WORKSHEET

AS OF: MAY 27TH, 2021

94 -PERPETUAL CARE FUND

63 CEMETERY PERPETURAL

DEPARTMENT EXPENDITURES

DEPARTMENT EXPENDITURES	PRIOR YEAR	----- CURRENT YEAR -----			PROJECTED BALANCE	PROPOSED BUDGET
	ACTUAL	ORIGINAL	AMENDED	Y-T-D		
	2019-2020	BUDGET	BUDGET	ACTUAL		
<u>300 OTHER SERVICES & CHAR</u>	_____	_____	_____	_____	_____	_____
TOTAL	_____	_____	_____	_____	_____	_____
TOTAL	=====	=====	=====	=====	=====	=====
*** TOTAL EXPENDITURES ***	0.00	13,650.00	13,650.00	0.00	0.00	14,250.00
	=====	=====	=====	=====	=====	=====

*** END OF REPORT ***

PROPOSED BUDGET WORKSHEET

AS OF: MAY 27TH, 2021

99 -CAPITAL PROJECT FUND

FINANCIAL SUMMARY

	PRIOR YEAR	----- CURRENT YEAR -----			PROJECTED	PROPOSED
	ACTUAL 2019-2020	ORIGINAL BUDGET	AMENDED BUDGET	Y-T-D ACTUAL		

REVENUE SUMMARY

37 TRANSFER FROM OTHER FU	3,015,318.84	0.00	0.00	0.00	6,367,134.03	0.00
39 OTHER	<u>6,000.00</u>	<u>430,000.00</u>	<u>430,000.00</u>	<u>0.00</u>	<u>4,730,499.06</u>	<u>0.00</u>
*** TOTAL REVENUES ***	<u>3,021,318.84</u>	<u>430,000.00</u>	<u>430,000.00</u>	<u>0.00</u>	<u>11,097,633.09</u>	<u>0.00</u>

EXPENDITURE SUMMARY

00-NON DEPARTMENT	3,057,838.10	0.00	0.00	0.00	4,946,090.07	0.00
23-CITY @ LARGE	0.00	330,000.00	330,000.00	0.00	0.00	0.00
51-UTILITY	0.00	100,000.00	100,000.00	71,101.85	0.00	0.00
62-PARKS	0.00	0.00	0.00	0.00	5,898,281.92	0.00
64-STREETS	6,370.79	0.00	0.00	432.00	7,723.50	0.00
65-WATER	0.00	0.00	0.00	0.00	209,328.00	0.00
70-STORMWATER	<u>0.00</u>	<u>0.00</u>	<u>0.00</u>	<u>347.71</u>	<u>0.00</u>	<u>0.00</u>
*** TOTAL EXPENDITURES ***	<u>3,064,208.89</u>	<u>430,000.00</u>	<u>430,000.00</u>	<u>71,881.56</u>	<u>11,061,423.49</u>	<u>0.00</u>
** REVENUES OVER(UNDER) EXPENDITURES **	(42,890.05)	0.00	0.00	(71,881.56)	36,209.60	0.00

PROPOSED BUDGET WORKSHEET

AS OF: MAY 27TH, 2021

99 -CAPITAL PROJECT FUND

DEPARTMENT REVENUES	PRIOR YEAR	CURRENT YEAR			PROJECTED BALANCE	PROPOSED BUDGET
	ACTUAL 2019-2020	ORIGINAL BUDGET	AMENDED BUDGET	Y-T-D ACTUAL		
<u>32 INTER GOVERNMENTAL</u>						
TOTAL						
<u>35 INTEREST</u>						
TOTAL						
<u>36 MISCELLANEOUS</u>						
TOTAL						
<u>37 TRANSFER FROM OTHER FU</u>						
3776 TRANSFER FROM OTHER FUNDS	3,015,318.84	0.00	0.00	0.00	0.00	0.00
3778 SERIES 2006 REIMBURSEMENTS	0.00	0.00	0.00	0.00	2,805,521.46	0.00
3779 SERIES 2007 REIMBURSEMENTS	0.00	0.00	0.00	0.00	989,601.62	0.00
3780 SERIES 2008 REIMBURSEMENTS	0.00	0.00	0.00	0.00	2,362,682.95	0.00
3794 TRANSFER FROM OTHER FUNDS	<u>0.00</u>	<u>0.00</u>	<u>0.00</u>	<u>0.00</u>	<u>209,328.00</u>	<u>0.00</u>
TOTAL 37 TRANSFER FROM OTHER FU	3,015,318.84	0.00	0.00	0.00	6,367,134.03	0.00
<u>39 OTHER</u>						
3900 DEBT/LOAN PROCEEDS	<u>6,000.00</u>	<u>430,000.00</u>	<u>430,000.00</u>	<u>0.00</u>	<u>4,730,499.06</u>	<u>0.00</u>
TOTAL 39 OTHER	6,000.00	430,000.00	430,000.00	0.00	4,730,499.06	0.00
*** TOTAL REVENUES ***	3,021,318.84	430,000.00	430,000.00	0.00	11,097,633.09	0.00

PROPOSED BUDGET WORKSHEET

AS OF: MAY 27TH, 2021

99 -CAPITAL PROJECT FUND

82-FIRE OPERATIONS

DEPARTMENT EXPENDITURES

DEPARTMENT EXPENDITURES	PRIOR YEAR	----- CURRENT YEAR -----			PROJECTED BALANCE	PROPOSED BUDGET
	ACTUAL	ORIGINAL	AMENDED	Y-T-D		
	2019-2020	BUDGET	BUDGET	ACTUAL		
<u>400 CAPITAL OUTLAY</u>	_____	_____	_____	_____	_____	_____
TOTAL	_____	_____	_____	_____	_____	_____
TOTAL	=====	=====	=====	=====	=====	=====
*** TOTAL EXPENDITURES ***	3,064,208.89	430,000.00	430,000.00	71,881.56	11,061,423.49	0.00
	=====	=====	=====	=====	=====	=====

*** END OF REPORT ***

CITY OF WOODWARD
PROPOSED BUDGET WORKSHEET
AS OF: MAY 27TH, 2021

99 -CAPITAL PROJECT FUND
82-FIRE OPERATIONS
DEPARTMENT EXPENDITURES

DEPARTMENT EXPENDITURES	PRIOR YEAR	CURRENT YEAR			PROJECTED BALANCE	PROPOSED BUDGET
	ACTUAL 2019-2020	ORIGINAL BUDGET	AMENDED BUDGET	Y-T-D ACTUAL		
<u>400 CAPITAL OUTLAY</u>						
TOTAL						
TOTAL						
*** TOTAL EXPENDITURES ***	3,064,208.89	430,000.00	430,000.00	71,881.56	11,061,423.49	0.00

*** END OF REPORT ***

RESURFACE (ASPHALT)
 US-270: FROM 1.2 MILES WEST OF THE SH-46 JUNCTION, EXTEND
 EAST NEAR MAY.
 STATE OF OKLAHOMA, DEPARTMENT OF TRANSPORTATION
 - By: TIM GATZ, Director. LPXLP

0000-11-22N-18W-4-403-00
 TID: 2523 WILLIAMSON,
 LAURIE BOWEN
 SEC. 11-22-18 40 AC
 NESE
 Total 1,473.07

0000-17-22N-18W-1-100-00
 TID: 2547 RICHMOND,

Total 1,420.46

0370-00-008-002-0-000-00
 TID: 11964 WRIGHT,
 HEATH & MEGAN
 WESTRIDGE MANOR
 BLK 8
 LOT 2
 Total 8,878.73

day of May, 2021

Kim Bowers
 /s/Kim Bowers
 County Treasurer LPXLP

Legals

**CITY OF WOODWARD
 ALL BUDGETED FUNDS
 FISCAL YEAR 2021-2022**

ESTIMATED RESOURCES

General	13,142,967
Hotel/Motel	811,665
Limited Purpose	4,156,481
Restricted Revenue	1,480,419
Grant	53,644
Airport	1,356,948
Enterprise	8,635,290
Cemetery Care	10,000
Perpetual Care	250
Capital Project	29,647,663
Subtotal - Revenues	330,000
OTHER RESOURCES	2,015,700
Debt/Loan Proceeds	4,345,000
Restricted Prior Year Reserves	38,338,363
Unrestricted Prior Year Reserves	
TOTAL ESTIMATED RESOURCES	38,338,363

ESTIMATED USES

<u>Fund</u>	<u>PERSONNEL SERVICES</u>	<u>MATERIALS & SUPPLIES</u>	<u>OTHER SERVICES & CHARGES</u>	<u>CAPITAL OUTLAY</u>	<u>OPERATING TRANSFERS</u>	<u>DEBT SERVICE</u>	<u>TOTALS</u>
General	9,865,709	616,543	3,315,744	27,937	545,000	-	14,370,933
Hotel/Motel	-	-	-	-	815,247	-	815,247
Limited Purpose	-	-	-	935,808	250,000	3,625,856	3,875,856
Restricted Revenue	-	-	-	53,644	650,000	718,782	2,304,590
Grant	255,459	394,305	61,701	654,400	-	-	53,644
Airport	2,122,622	274,930	1,623,626	768,671	2,850,000	706,432	1,365,665
Enterprise	-	-	-	-	-	-	8,346,281
Cemetery Care	-	-	-	-	-	-	330,000
Perpetual Care	-	-	-	330,000	-	-	31,462,415
Capital Project	-	-	-	-	5,110,247	5,051,069	
TOTAL ESTIMATED COST	12,243,790	1,285,778	5,001,071	2,770,460	5,110,247	5,051,069	31,462,415

OTHER USES

Reserve for Capital Improvements	1,469,906
Reserve for Other Improvements	3,406,043
Reserve for Other Restricted Purposes	36,338,364
Reserve for Specific Fund Purposes	
Reserve for Emergencies and Shortfalls	
TOTAL ESTIMATED USES	36,338,364

PUBLIC NOTICE OF PROPOSED BUDGET HEARING

A public hearing on the FY 2021-2022 City of Woodward Budget will be held at 7:00 p.m. on June 7, 2021 at the Woodward City Hall for the purpose of discussing and developing the City budget for the fiscal year beginning July 1, 2021. The public hearing is open to the public; and citizens comments on the proposed budget will be welcome. A copy of the proposed budget is available in the Office of the City Clerk.

LPXLP

Safety work is required to be able to attend conferences in the district. The pool requirements are 125 feet. Ability with crawling, in different pool environments spaces. This is a on.

ne and applica-
 gains Technology
 vard, OK 73801.
 application forms
 e on the website at
 ent-opportunities.
 must be received
 ay 27, 2021.

Affirmative Action

ANNOUNCEMENTS

CARAGE SALES

**BUNDLED
 NEWSPAPERS &
 END ROLLS**

reat for packing, art
 id other kinds of pro-
 jects!
 7.00 each bundle of
 25 papers OR
 10.00 per end roll.
 ckup up at the Wood-
 ward News at 9th &
 Oklahoma.

ribe
 ay
 200

